


AdminExtra

for Magento® 2



User Guide

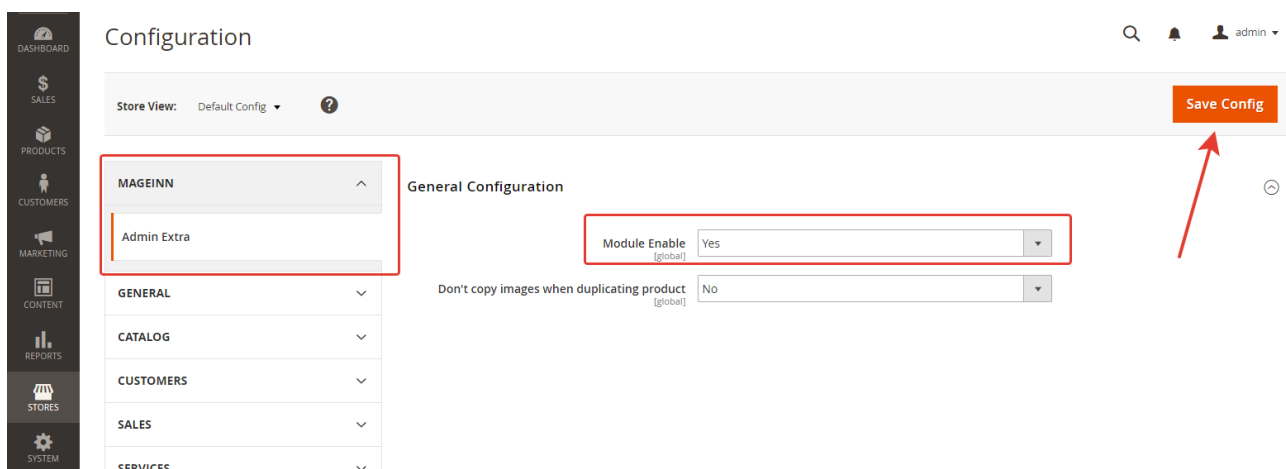
User Guide

To enable module go to “Stores->Configuration” Mageinn->AdminExtra section.

There are 2 settings:

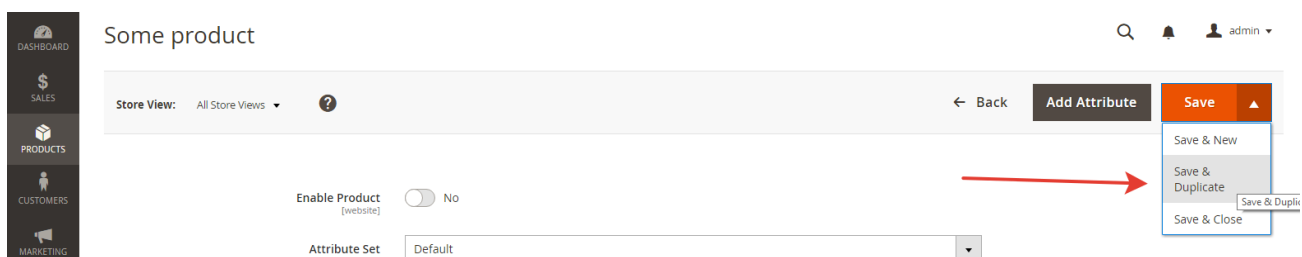
1. Module Enable – switches module on
2. Don't copy images when duplicating product – allows to clear images gallery on product duplicate.

Set “Module Enable” parameter to “Yes” and click “Save Config” button to save configuration.



Product Duplication

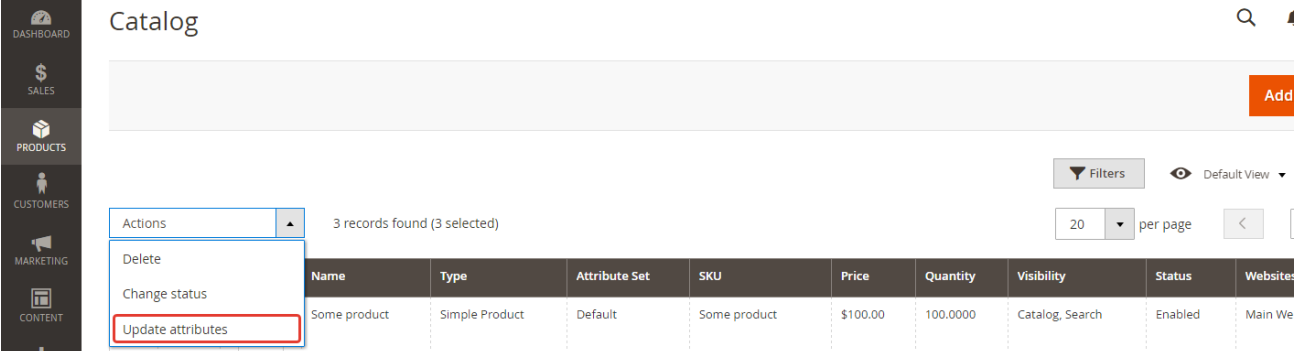
If you don't want to copy images when duplicating product, module allows you to do that. Set module's configuration parameter “Don't copy images when duplicating product” to “Yes”. Then when you click “Save & Duplicate” button on product edit page media gallery will be cleared for the new product.



Attributes Mass Action

Module allows you to set/reset “Use Default Value” option for any attributes and images on a store level using admin mass action.

1. Select several products and choose “Update attributes” action from dropdown.



Catalog

3 records found (3 selected)

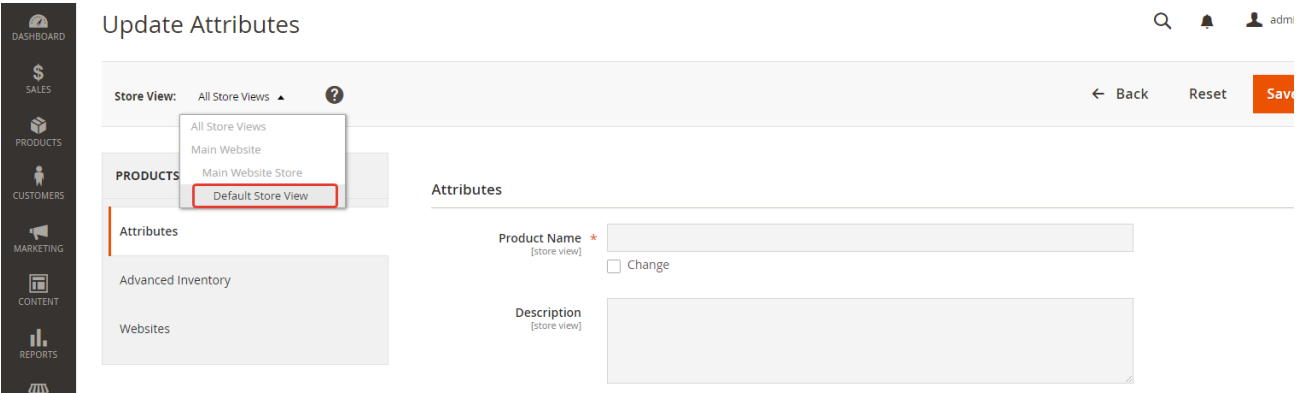
20 per page

Name	Type	Attribute Set	SKU	Price	Quantity	Visibility	Status	Websites
Some product	Simple Product	Default	Some product	\$100.00	100.0000	Catalog, Search	Enabled	Main We

Actions dropdown menu:

- Delete
- Change status
- Update attributes

2. Select store view



Update Attributes

Store View: All Store Views

Back Reset Save

Store View dropdown menu:

- All Store Views
- Main Website
- Main Website Store
- Default Store View

Attributes

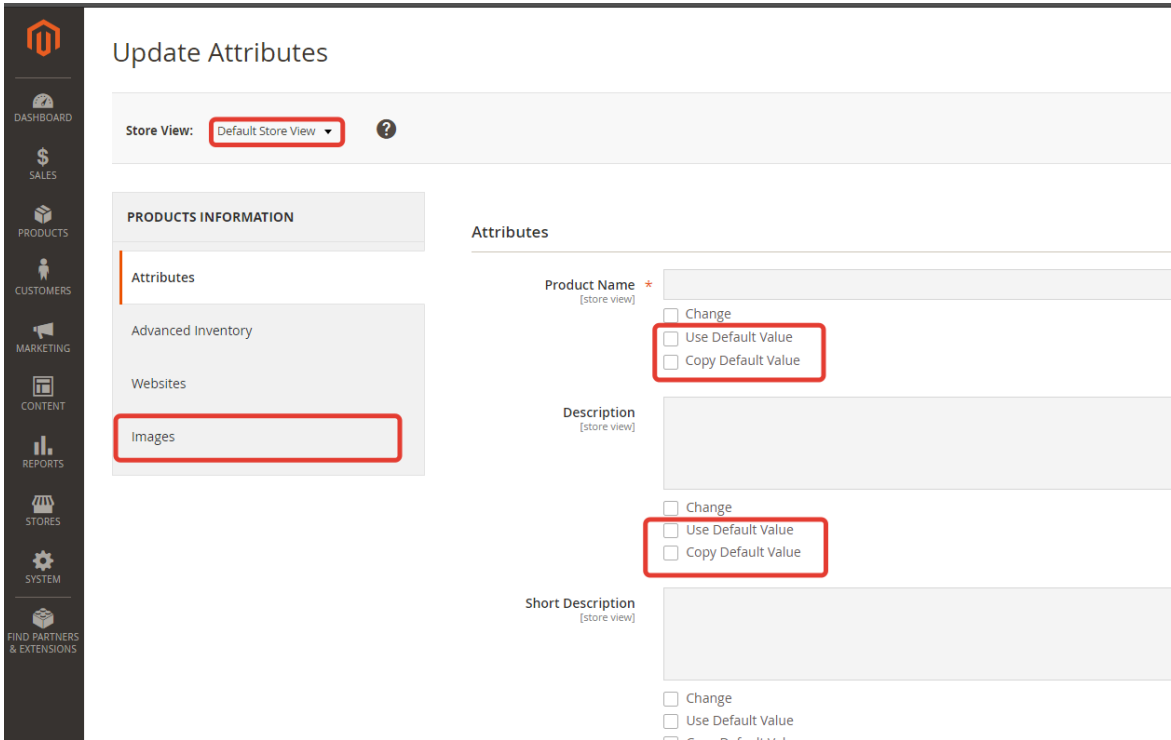
Product Name * [store view]

Change

Description [store view]

Change

3. Set desired mass action configuration



Update Attributes

Store View: **Default Store View** ?

PRODUCTS INFORMATION

- Attributes
- Advanced Inventory
- Websites
- Images**

Attributes

Product Name ⁺ [store view]

Change

Use Default Value

Copy Default Value

Description [store view]

Change

Use Default Value

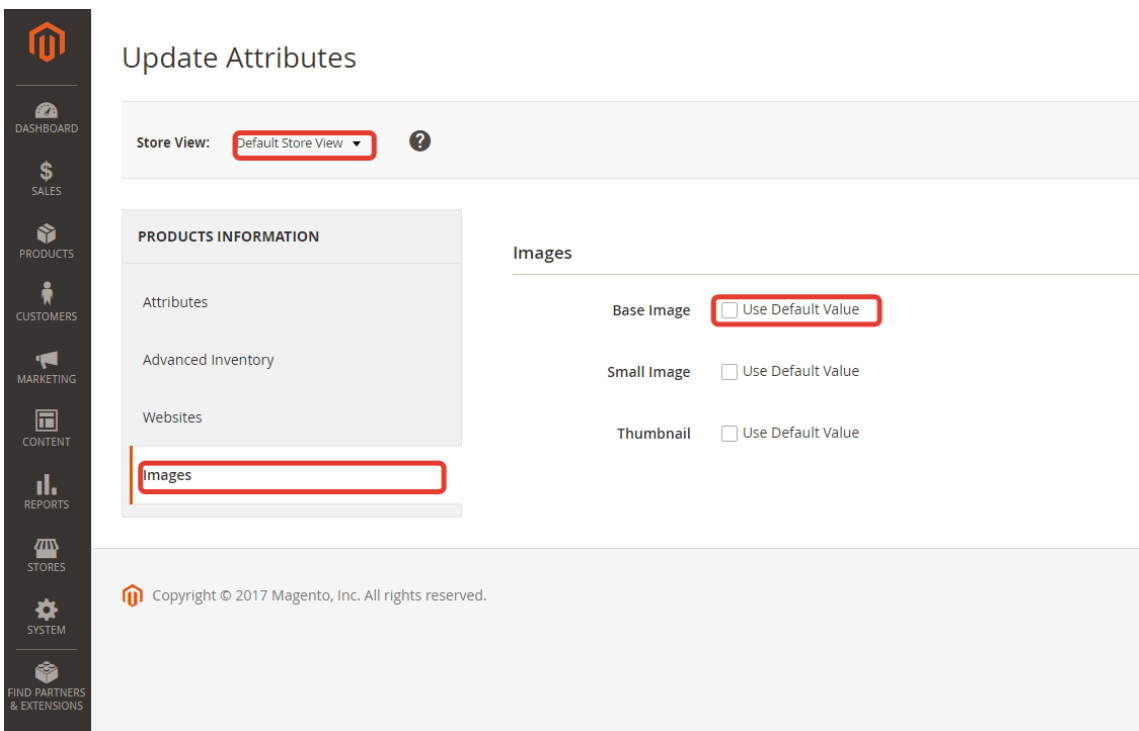
Copy Default Value

Short Description [store view]

Change

Use Default Value

Copy Default Value



Update Attributes

Store View: **Default Store View** ?

PRODUCTS INFORMATION

- Attributes
- Advanced Inventory
- Websites
- Images**

Images

Base Image Use Default Value

Small Image Use Default Value

Thumbnail Use Default Value

Copyright © 2017 Magento, Inc. All rights reserved.

4. Enjoy it 😊

If you have any issues with the module please raise a support ticket [here](#).