



# Delivery Date Magento 2

---

USER MANUAL

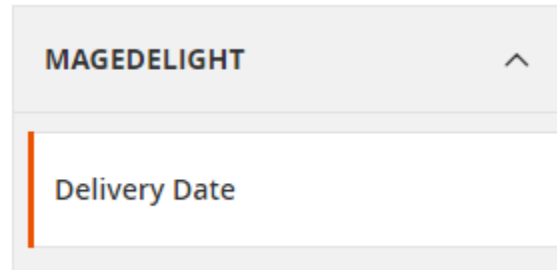
MAGEDELIGHT.COM

E: SUPPORT@MAGEDELIGHT.COM

## License Key

After successful installation of Schedule Delivery date extension by using the Magento setup, you are now required to configure the license key in the admin configuration section. You can set it from:

**Admin > Stores > Configuration > MageDelight > Delivery Date > License Configuration.** As shown in screenshot below:



You will find two text boxes asking for Serial Key and Activation Key, which you can find in the email you received upon the purchase of extension. See screenshot below:

### License Configuration ⌵

Serial Key

[STORE VIEW]

Enter the serial key that you received at time of purchase.

Activation Key

[STORE VIEW]

Enter the activation key that you received at time of purchase.



## **Backend (Admin side) Delivery Date**

This extension will provide an option to manage schedule delivery date and time slots, for product delivery. Customer can choose particular date and time slot to deliver products, put message to merchant for special condition.

Store View: Default Config ▾



Save Config

MAGEDELIGHT ^

Delivery Date

## General

Enable Delivery Date [store view] Yes ▾

Enable Delivery Date setting.

Label for Delivery Date [store view] Select Delivery Date

Make Delivery Date Mandatory [store view] No ▾

Select Yes to make Delivery date mandatory for customers.

Label for Delivery Charge [store view] Delivery Charge

Enable Delivery Comment [store view] Yes ▾

Label for Delivery Date Comments [store view] Delivery Comment

Enable Call Me Before Delivery [store view] No ▾

Select Yes to Show option for call Functionality.

Show Additional Info [store view] Yes ▾

Additional Info For Customers [store view] Sunday delivery not available.

Do you want email notification ? [store view] Yes ▾

Send Reminder Of Occurrence Before [website] 1

Define in number of days.It Should be greater than allowed to Order delivery before.

Email Notification Id [store view]

Allowed Customer Groups [store view]

NOT LOGGED IN

General

Wholesale

Retailer

## Extension Configuration Options

**Enable delivery date:** Enable/Disable delivery date options.

**Label for Delivery Date:** Merchant can manage delivery date label from here.

**Make Delivery Date Mandatory:** Set schedule delivery mandatory or optional.

**Label for Delivery Charges:** set label for delivery charges, will be reflected across the website.

**Enable Delivery Comments:** Yes/No, you can turn on or off comment option for customer at checkout.

**Label for Delivery Comment:** set label for delivery comment.

**Enable Call Me Before Delivery:** Turn on or off call me check box before delivery.

**Show Additional Info:** Set this option to “Yes” to display additional comment of admin on frontend.

**Do You Want Email Notification?:** Enable/disable email notification about delivery.

**Send Reminder of Occurrence Before:** Number of days before the delivery

**Email Notification Id:** Set email id from which notification would be sent.

**Allowed Customer Groups:** Select customer groups to give access to delivery date functionality.

## Calendar view

---

### Calendar view Management

Show Delivery Schedule in <small>[store view]</small>	Calendar View	▼
Enable Time In Calendar <small>[store view]</small>	Yes	▼
<small>Show time in calendar.</small>		
Minimum interval of days between the order and delivery date <small>[store view]</small>	3	
Same Day Delivery <small>[store view]</small>	No	▼
Next Delivery <small>[store view]</small>	No	▼

**Show delivery schedule in:** calendar view/time slot. If set to calendar, customer can select date from calendar. If select time slot, customer will get option to choose time slot option from available times.

**Enable Time in Calendar:** If calendar view is enabled, you can show option to show time slot in calendar to choose for customer.

**Minimum interval of days between the order and delivery date:** You can define number of day after customer can choose date for schedule delivery.

**Same Day Delivery:** Yes/No. You can enable same day delivery.

**Same Day Delivery Charges:** If same day delivery is enabled, you can define charges for same day delivery.

**Next Day Delivery:** Yes/No. You can enable next day delivery.

**Next Day Delivery charges:** If next day delivery is enabled, you can define charges for same day delivery.

## Time Slot View

### Calendar view Management

Show Delivery Schedule in  [store view]

Maximum Quota Per Time Interval  [store view]

**Show Delivery Schedule in:** select TimeSlot View to allow customers to select the time slot of the day.

**Maximum Quota Per Time Interval:** Set the maximum number of deliveries that can be sent per time slot. Once the delivery quota exceeds, customers will not be able to select that particular delivery time slot.


## Holiday Management:

### Holiday Management ⌵


#### Day Off [store view]

No Day
Sunday
Monday
Tuesday
Wednesday
Thursday
Friday
Saturday

#### Single Day Off [store view]

Sort	Day	Month	Year	Action
1	16	January	2017	
<input type="button" value="Add"/>				

#### From-To period Off [store view]

Sort	From Day	From Month	From Year	To Day	To Month	To Year	Action
1	25	Dece	2016	28	Dece	2016	
<input type="button" value="Add"/>							

**Day Off:** You can select days from week day for day off. That particular day will not be available for customer to choose schedule delivery.

**Single Day Off:** You can choose specific date for holiday or day off. That will skip from schedule delivery calendar.

**From-to period off:** Manage vacation period for multiple leave together. You can define start date and end date to define vacation period. Customer will not able to choose those days for schedule delivery.

## Time slot setting







### Time Slot Setting




Add Number Of Delivery Days  
[store view]

Minimum interval of hours  
between the order placing time  
and delivery time  
[store view]


Add Timeslot  
[store view]

Sort	Start Time	End Time	Price	Action
1	07:00 AM	09:00 AM	15	
2	09:00 AM	11:00 AM	10	
3	11:00 AM	04:00 PM	5	
4	04:00 PM	06:00 PM	5	
5	07:00 PM	10:00 PM	10	
6	10:00 PM	12:00 AM	15	
<input type="button" value="Add"/>				

Disable Time Slot of Day  
[store view]

Day	Time Slot	Action
Sunday	No Slots 07:00 AM-09:00 AM 09:00 AM-11:00 AM 11:00 AM-04:00 PM	
<input type="button" value="Add"/>		

Disable Time Slot of Particular  
Date  
[store view]

Day	Month	Year	Time Slot	Action
26	Dece	2016	No Slots 07:00 AM-09:00 AM 09:00 AM-11:00 AM 11:00 AM-04:00 PM	
<input type="button" value="Add"/>				



**Add Number of delivery days:** Define number of days to show time slots for next days.

**Minimum interval hours between order placing time and delivery time:** you can set time gap, after delivery slot can be chosen to schedule delivery.

**Add Time slot:** you can define multiple number of slots and price for delivery date. This time slots will be common for all days. However, you can disable selected slots for particular days and dates.

**Disable time slot for day:** Disable particular time slots for particular week days. I.e. 4 PM to 8 PM time slot wouldn't be available for Sundays.

**Disable time slot for date:** Disable particular time slots for particular date. I.e. 4 PM to 8 PM time slot wouldn't be available on 1<sup>st</sup> January.

### Schedule Delivery summary in order/invoice/credit memo

Schedule delivery summary will be available for each order, invoice and credit memo. Kindly refer below images for each with detail.

#### Delivery Information

Delivery Date : 2016-10-03	Delivery Charge : \$15.00
Delivery Time: 10:00 PM-12:00 AM	Call before Delivery : Yes
Delivery Comment : handle with care, its birthday gift :-).	

#### Payment & Shipping Method

##### Payment Information

Check / Money order  
The order was placed using USD.

##### Shipping & Handling Information

**Flat Rate - Fixed \$5.00**

#### Order Total

##### Notes for this Order

Status

Pending ▼

Comment

Notify Customer by Email

Visible on Storefront

**Submit Comment**

##### Order Totals

Subtotal	\$42.00
Shipping & Handling	\$5.00
Delivery Charge	\$15.00
Tax	\$3.47
<b>Grand Total</b>	<b>\$65.47</b>
<b>Total Paid</b>	<b>\$0.00</b>
<b>Total Refunded</b>	<b>\$0.00</b>
<b>Total Due</b>	<b>\$65.47</b>

## Frontend – Schedule Delivery Date

Once you configured the extension and create time slots to schedule delivery date, customer will have option at checkout to schedule delivery dates.

### Checkout Page

Customer will get option on checkout for scheduling delivery based on admin configuration. If admin has set calendar view, customer will able to choose date for delivery day. Kindly refer below image,

## Shipping Methods

- \$5.00      Fixed      Flat Rate
- \$15.00      Table Rate      Best Way

Select Delivery Date

2016-10-05

October 2016

SU	MO	TU	WE	TH	FR	SA
						1
2	3	4	5	6	7	8
9	10	11	12	13	14	15
16	17	18	19	20	21	22
23	24	25	26	27	28	29
30	31					

Now      Done

Next

Time slot option for customer to schedule delivery date, customer can view all available time slot for enable days, refer below image,

## Shipping Methods

\$5.00      Fixed      Flat Rate

\$15.00      Table Rate      Best Way

Select Delivery Date

Day / Date	Time Slots			
01 Oct 2016	07:00 AM-09:00 AM \$15.00	09:00 AM-11:00 AM \$10.00	11:00 AM-04:00 PM \$5.00	04:00 PM-06:00 PM \$5.00
02 Oct 2016	07:00 AM-09:00 AM \$15.00	09:00 AM-11:00 AM \$10.00	11:00 AM-04:00 PM \$5.00	04:00 PM-06:00 PM \$5.00
03 Oct 2016	07:00 AM-09:00 AM \$15.00	09:00 AM-11:00 AM \$10.00	11:00 AM-04:00 PM \$5.00	04:00 PM-06:00 PM \$5.00
04 Oct 2016	07:00 AM-09:00 AM \$15.00	09:00 AM-11:00 AM \$10.00	11:00 AM-04:00 PM \$5.00	04:00 PM-06:00 PM \$5.00
05 Oct 2016	07:00 AM-09:00 AM \$15.00	09:00 AM-11:00 AM \$10.00	11:00 AM-04:00 PM \$5.00	04:00 PM-06:00 PM \$5.00

Customer will also have option to add comment for delivery schedule, if have any specific comment and have option to mark call me before delivery.

## Shipping Methods

\$5.00      Fixed      Flat Rate

\$15.00      Table Rate      Best Way

Select Delivery Date

2016-10-03 : 10:00 PM-12:00 AM
▼

Delivery Comment

handle with care, its birthday gift :-))

Call me before Delivery

Next

Based on the time selected slot customer can be charged for schedule delivery. Delivery charges will added to order summary with separate line item,

## Payment

Check / Money order

My billing and shipping address are the same

Veronica Costello  
6146 Honey Bluff Parkway  
Calder, Michigan 49628-7978  
United States  
(555) 229-3326

Place Order

### Order Summary

Cart Subtotal	\$42.00
<b>Delivery Charge</b>	<b>\$15.00</b>
Shipping Flat Rate - Fixed	\$5.00
Tax	\$3.47
<b>Order Total</b>	<b>\$65.47</b>

1 Item in Cart

### Gift wrapper at My Order Section:

The customer will be able to see the schedule delivery details, on order summary page.

Subtotal	\$42.00
Shipping & Handling	\$5.00
Tax	\$3.47
<b>Delivery Charge</b>	<b>\$15.00</b>
<b>Grand Total</b>	<b>\$65.47</b>

## Order Information

### Shipping Address

Veronica Costello  
6146 Honey Bluff Parkway  
Calder, Michigan, 49628-7978  
United States  
T: (555) 229-3326

### Shipping Method

Flat Rate - Fixed

### Billing Address

Veronica Costello  
6146 Honey Bluff Parkway  
Calder, Michigan, 49628-7978  
United States  
T: (555) 229-3326

### Payment Method

Check / Money order

### Delivery Information

#### Delivery Date & Time

2016-10-03  
10:00 PM-12:00 AM

#### Delivery Charge

\$15.00

#### Call Before Delivery

Yes

#### Delivery Comment

handle with care, its birthday gift :-)

## Edit delivery date from frontend after order placement

### Delivery Information

---

**Delivery Date & Time**

2017-07-17 00:00:00

**Delivery Comment**

Change in delivery date

**EDIT**

Select Delivery Date

2017-07-17

Delivery Comment

Please change delivery date of my order

**SAVE**

Customers can change the delivery date after the order has been placed. Go to customer My Account -> My orders -> View Order.

At the end, find the option to edit the delivery date.

Admin will be notified for the change in delivery date.