



First Data Payment Module Magento 2

USER MANUAL

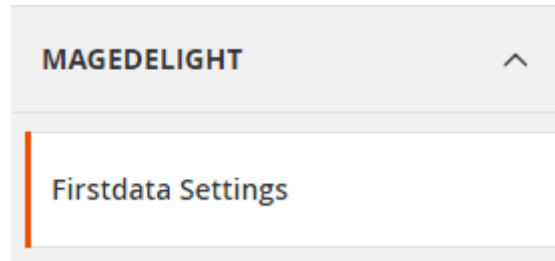
MAGEDELIGHT.COM

E: SUPPORT@MAGEDELIGHT.COM

License Key

After successful installation of First Data Payment extension by using the Magento setup, you are now required to configure the license key in the admin configuration section. You can set it from:

Admin > Stores > Configuration > MageDelight > Firstdata Setting > License Configuration. As shown in screenshot below:



You will find two text boxes asking for Serial Key and Activation Key, which you can find in the email you received upon the purchase of extension. See screenshot below:

License Configuration ⌵

Serial Key [STORE VIEW]
Enter the serial key that you received at time of purchase.

Activation Key [STORE VIEW]
Enter the activation key that you received at time of purchase.

Backend (Admin side) First Data Payment Module

First Data payment gateway configuration

You can configure first data extension through configuration section, Admin > Stores > Configuration > Sales > Payment Methods > First Data by MageDelight.

First Data Payment Method Configuration Options

1. Enabled

This can enable/disable the First Data Payment method.

2. Title

Here you can define the label for First Data Payment method that will display in

- a. Payment section of one page checkout.
- b. Payment information of order, invoice, credit memo and shipment section.

3. Gateway ID

This ID identifies the merchant within the First Data as well as is also used to log in to the First Data Business Center.

4. Gateway Password

Merchant can define gateway password that is associated with current First Data merchant account.

5. Key ID

Admin can get the key ID for First Data transaction key ID from merchant account.

6. HMAC Key

Configure merchant key ID here.

7. Test Mode

Admin can define the mode of First Data Payment method of web shop. Merchant can set either "Yes"/ "No" for this option depends on the environment of web shop (Production or Development).

8. Payment Action

Admin can define the payment action that would take on successful order placed by user. Admin can choose,

- **Authorize and Capture:** This payment action will directly capture the requested amount from the customer credit card on placing an order from frontend or backend. Invoice will automatically create when user successfully place an order.

- **Authorize Only:** This payment action will only authorize the requested amount on the credit card of customer on placing an order from frontend or backend.

9. Gateway URL

This option defines the Gateway URL for live mode of First Data payment method API.
<https://api.globalgatewaye4.firstdata.com/transaction/v19/wsd/>

10. Test Gateway URL

This option defines the Gateway URL for test mode of First Data payment method API.
<https://api.demo.globalgatewaye4.firstdata.com/transaction/v19/wsd/>

11. Debug

This option defines the debugging mode of First Data payment method. Admin can choose “Yes / No” depending on the Production / Development environment if web site. Normally this option should only enabled for development environment.

12. Credit Card Types

This option defines the list of Credit Cards that customer can choose from card selection field on payment section of one page checkout page.

13. Credit Card Verification

This field will allow admin to select whether Card Code Verification option should be display or not on payment section.

14. Save Optional

The customer must have to save the credit card for future transaction processing if this field it set to “No”. By selecting “Yes” for this field will allow customers to choose whether they want to save the credit card for future processing or not.

15. New Order Status

This option defined the order status after successful processing the order.

16. Payment from Applicable Countries

This option allow admin to configure First Data Payment gateway for specific countries,

- By selecting “All Allowed Countries” from this option will make First Data Payment for customers from all the countries.
- By selecting “Specific Countries” from this option will make First Data Payment method for customers from specific countries.

17. Payment from Specific Countries

This option will only be enabled if “Payment from Applicable Countries” option will be set to “Specific Countries”.

This option will be a multi-select option so the admin can choose one or more countries from this field for which this payment method will be displayed on the payment section.

18. Minimum Order Total

This option defines the minimum order total for which this payment method will be displayed on the payment section of the one-page checkout on the frontend.

19. Maximum Order Total

This option defines the maximum order total for which this payment method will be displayed on the payment section of the one-page checkout page of the frontend.

20. Sort Order

This option defines the sort order of the payment method on the payment step of the checkout one-page of the frontend.

Firstdata By MageDelight

Enable [website]	Yes
Title [store view]	Firstdata by Magedelight
Gateway ID [website]
Gateway Password [website]
Key Id [website]
HMAC Key [website]
Test Mode [website]	Yes
Payment Action [website]	Authorize and Capture
Gateway Url [store view]	https://api.globalgateway4.firstdata.com/transactio
Test Gateway Url [store view]	https://api.demo.globalgateway4.firstdata.com/tran
Debug [website]	Yes
Credit Card Types [website]	<ul style="list-style-type: none">American ExpressVisaMasterCardDiscoverJCB

Credit Card Verification [website]

Save Optional [website]

New Order Status [website]

Payment from Applicable Countries [website]

Payment from Specific Countries [website]

Minimum Order Total [website]

Maximum Order Total [website]

Sort Order [website]

Manage Saved cards for particular customer

Admin can manage customer cards from customer management section of backend interface. In customer edit section admin can go to the “**First Data (Saved Cards)**” tab as shown in the below screenshot:

<p>Card: XXXXXX-1881 Veronica Costello Calder, Michigan, 49628-7978 T: (555) 229-3326</p>	<p>* First Name <input type="text"/></p>
<p>Card: XXXXXX-0000 Veronica Costello Calder, Michigan, 49628-7978 T: (555) 229-3326</p>	<p>* Last Name <input type="text"/></p>
<p>Add New Card</p>	<p>Company <input type="text"/></p>
	<p>* Street Address <input type="text"/></p>
	<p>* City <input type="text"/></p>
	<p>* State/Province Please select a region, state or province. <input type="text"/></p>
	<p>* Zip/Postal Code <input type="text"/></p>
	<p>* Country United States <input type="text"/></p>
	<p>* Telephone <input type="text"/></p>
	<p>* Credit Card Type --Please Select-- <input type="text"/></p>
	<p>* Credit Card Number <input type="text"/></p>
	<p>* Credit Card Type 01 - January <input type="text"/> 2016 <input type="text"/></p>
	<p>* Card Verification Number <input type="text"/></p>
	<p>Save Cancel</p>

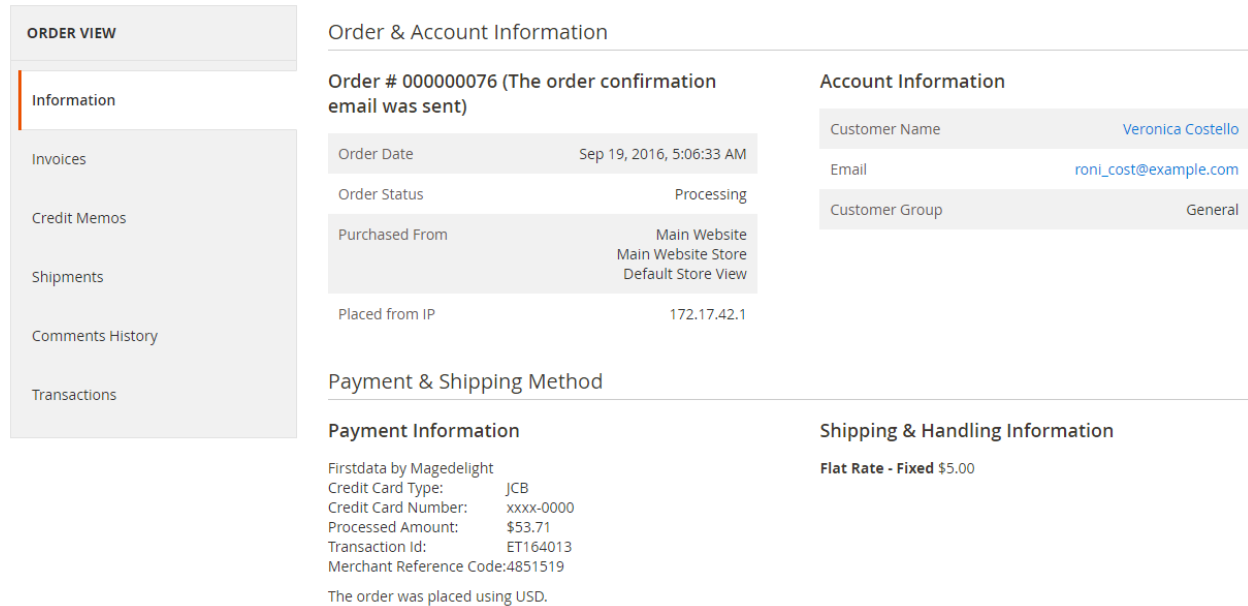
Here admin can able to view all stored cards for each customer, also can add new card as well as edit or delete particular card.

Show transaction details in order

Admin can also view the payment details used by customer during order placed from website. As shown in the below screen-shot:

#000000076

🔍 🔔 👤 admin ▾



ORDER VIEW	
Information	
Invoices	
Credit Memos	
Shipments	
Comments History	
Transactions	

Order & Account Information

Order # 000000076 (The order confirmation email was sent)

Order Date	Sep 19, 2016, 5:06:33 AM
Order Status	Processing
Purchased From	Main Website Main Website Store Default Store View
Placed from IP	172.17.42.1

Account Information

Customer Name	Veronica Costello
Email	roni_cost@example.com
Customer Group	General

Payment & Shipping Method

Payment Information	Shipping & Handling Information
Firstdata by Magedelight	Flat Rate - Fixed \$5.00
Credit Card Type: JCB	
Credit Card Number: xxxx-0000	
Processed Amount: \$53.71	
Transaction Id: ET164013	
Merchant Reference Code:4851519	
The order was placed using USD.	

Admin can see the payment information for specific order like “Credit Card Type”, Credit card number with masked format, total processed amount on the card, First Data gateway generated transaction id, AVS Response, CVN Response, Merchant Reference code and the currency format in which order was placed.

Admin can place order with stored card on behalf of customer

First Data payment gateway extension by magedelight.com would allow admin to place order on behalf of customer using saved order. It simply means the admin would not need to contact customer for payment information as shown with below screenshot,

Create New Order for Veronica Costello in Default Store View

Order Currency:

Customer's Activities

- Shopping Cart (0)
No items
- Wish List (0)
No items
- Last Ordered Items (1)

Item →

- Overnight Duffle
- Products in Comparison List (0)
No items

Items Ordered

Add Products

Product	Price	Qty	Subtotal	Discount	Row Subtotal	Action
Sprite Yoga Strap 6 foot SKU: 24-WG085	\$14.00 <input type="checkbox"/> Custom Price*	<input type="text" value="1"/>	\$14.00	\$0.00 <input checked="" type="checkbox"/> Apply	\$14.00	Please select
Sprite Yoga Strap 8 foot SKU: 24-WG086	\$17.00 <input type="checkbox"/> Custom Price*	<input type="text" value="1"/>	\$17.00	\$0.00 <input checked="" type="checkbox"/> Apply	\$17.00	Please select
Sprite Yoga Strap 10 foot SKU: 24-WG087	\$21.00 <input type="checkbox"/> Custom Price*	<input type="text" value="1"/>	\$21.00	\$0.00 <input checked="" type="checkbox"/> Apply	\$21.00	Please select
Total 3 product(s)			Subtotal: \$52.00	\$0.00	\$52.00	

* - Enter custom price including tax

Payment & Shipping Information

Payment Method

- Bank Transfer Payment
- Firstdata by Magedelight

Select From Saved Card

* Card Verification Number

Shipping Method

Flat Rate

Fixed - **\$0.00**

[Click to change shipping method](#)

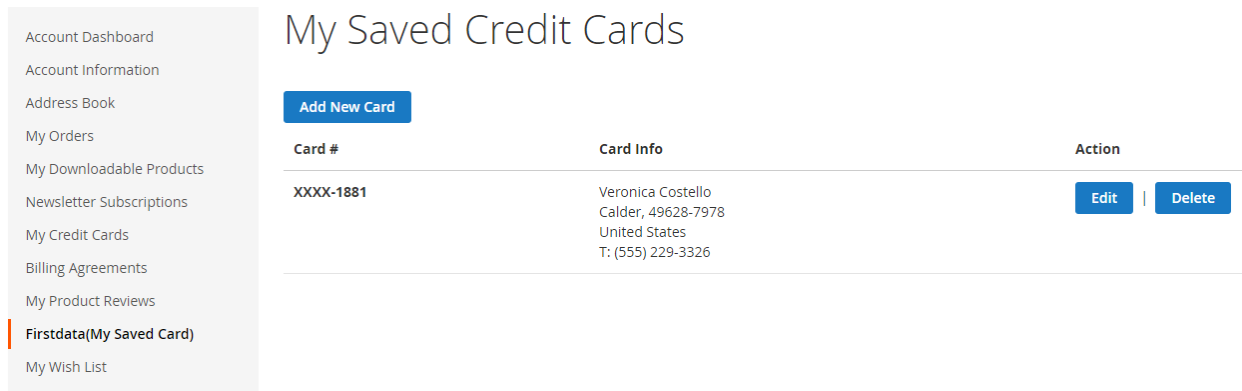
Frontend with First Data Payment

First Data Payment: Manage My Saved Card

A logged in customer can able to store and manage cards with First Data for future uses. To save and manage cards, customer needs to login to website and go to,

My Account > First Data (My Saved Cards)

Where the customer will get list of all saved card if any. Customer can able to save multiple saved cards to use with next order checkout. As shown in the below screenshot:



Card #	Card Info	Action
XXXX-1881	Veronica Costello Calder, 49628-7978 United States T: (555) 229-3326	Edit Delete

As you can see with above screenshot logged in customer have already stored two cards listed. Customer can able to edit each cards information if required, they can also have option to delete particular card.

Customer will also have button to add new card, which will head to add new card form, which needs to filed with customer billing address and card details as shown with below screen-shot,

Add New Card

Account Dashboard

Account Information

Address Book

My Orders

My Downloadable Products

Newsletter Subscriptions

My Credit Cards

Billing Agreements

My Product Reviews

Firstdata(My Saved Card)

My Wish List

Contact Information

First Name *

Last Name *

Company

Street Address *

City *

State/Province *

Zip/Postal Code *

Country *

Telephone *

Compare Products

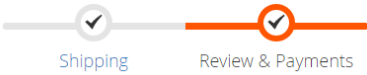
You have no items to compare.

My Wish List

You have no items in your wish list.

First Data Payment: Use Saved Card for checkout

If customer have already saved card with First Data payment, they can use to pay for order at the time of checkout. For checkout on payment step there would be a list of stored card from where customer can select the one from list and pay for order to selected saved card, as show with below screenshot,



Payment

Bank Transfer Payment

Firstdata by Magedelight

My billing and shipping address are the same

Veronica Costello
6146 Honey Bluff Parkway
Calder, Michigan 49628-7978

(555) 229-3326

Select From Saved Card

XXXX-1881, Veronica Costello ▾

Card Verification Number *

 ?

Place Order

Order Summary

Cart Subtotal	\$45.00
Shipping Flat Rate - Fixed	\$5.00
Tax	\$3.71

Order Total **\$53.71**

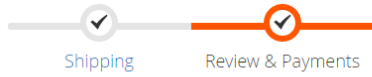
1 Item in Cart ^

	Overnight Duffie Qty: 1	\$45.00
---	----------------------------	---------

Ship To: 

Veronica Costello
6146 Honey Bluff Parkway

There is also an option to use other card if customer don't want to use form saved card or if customer don't have any sore card. If card save option is set optional, customer will have choose to save card or not.



Payment

Bank Transfer Payment

Firstdata by Magedelight

My billing and shipping address are the same

Veronica Costello
6146 Honey Bluff Parkway
Calder, Michigan 49628-7978

(555) 229-3326

Select From Saved Card

Use other card



Credit Card Number *

3530111333300000

Expiration Date *

08 - August 2019

Card Verification Number *

211

Note: Save this credit card for future use.

Order Summary

Cart Subtotal	\$45.00
Shipping Flat Rate - Fixed	\$5.00
Tax	\$3.71

Order Total \$53.71

1 Item in Cart

	Overnight Duffie Qty: 1	\$45.00
---	----------------------------	---------

Ship To:

Veronica Costello
6146 Honey Bluff Parkway
Calder, Michigan 49628-7978

(555) 229-3326

Shipping Method:

Flat Rate - Fixed