

# Magento 2 SMS Notification FREE



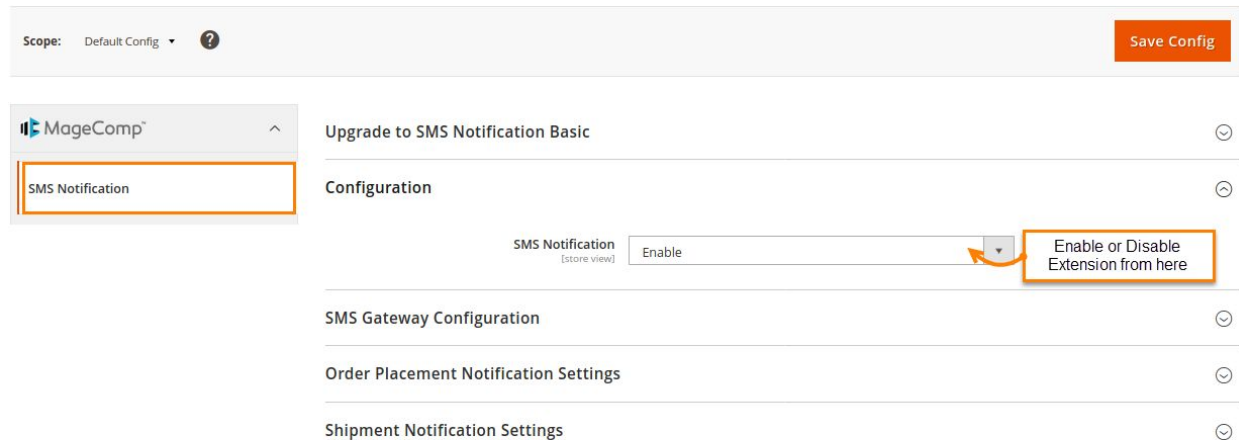
Magento 2 SMS Notification Extension by MageComp enables the admin to send notifications to their customers about the order status via text messages.

## Table of Content

- 1. Configuration**
- 2. SMS Gateway Configuration**
- 3. Order Placement Notification Settings**
- 4. Shipping Notification Settings**

## 1. Configuration

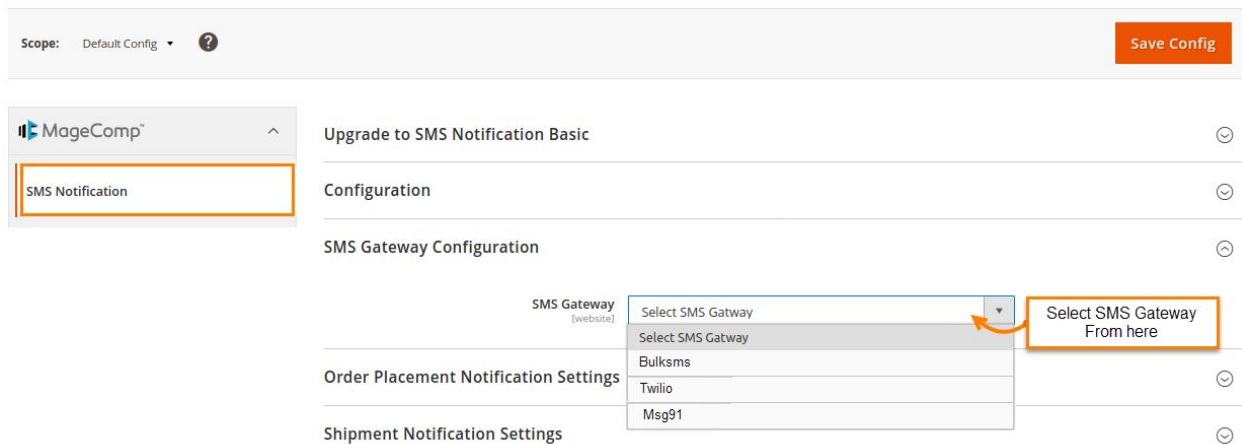
Once the extension is installed successfully, go to **Stores>Configuration** to configure the extension for use.



The screenshot shows the Magento configuration interface for the SMS Notification extension. At the top, there is a 'Scope' dropdown set to 'Default Config' and a 'Save Config' button. On the left, a sidebar menu shows 'SMS Notification' selected. The main content area has a tree view with 'Upgrade to SMS Notification Basic', 'Configuration', 'SMS Gateway Configuration', 'Order Placement Notification Settings', and 'Shipment Notification Settings'. The 'Configuration' section is expanded, showing a 'SMS Notification [store view]' dropdown menu currently set to 'Enable'. An orange callout box with an arrow points to this dropdown, containing the text 'Enable or Disable Extension from here'.

**Enable:** Enable or Disable the extension from here. Set it as enabled to use the features of the SMS Notification extension.

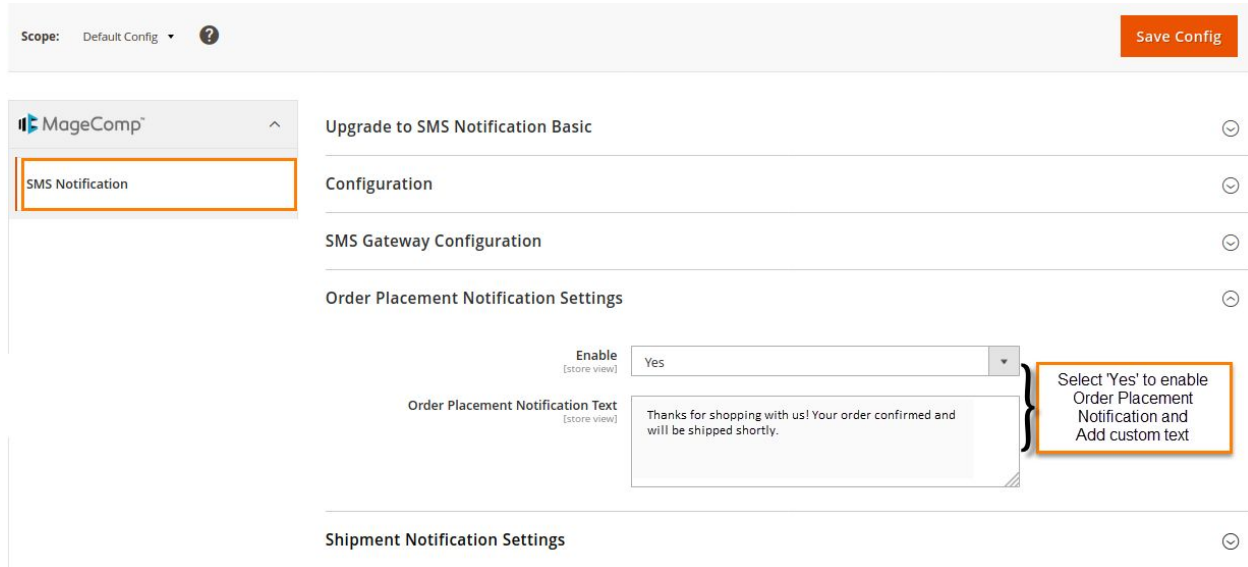
## 2. SMS Gateway Configuration



The screenshot shows the 'SMS Gateway Configuration' section of the Magento configuration page. The 'SMS Gateway [website]' dropdown menu is open, displaying a list of options: 'Select SMS Gateway', 'Select SMS Gateway', 'Bulksms', 'Twilio', and 'Msg91'. An orange callout box with an arrow points to the dropdown, containing the text 'Select SMS Gateway From here'.

**SMS Gateway:** Store admin needs to select their desired SMS Gateway like BulkSMS, Twilio, Msg91 from the dropdown given. Even if you want another SMS gateway API then our Magento expert will help you to integrate with the extension. Contact our **support team** now.

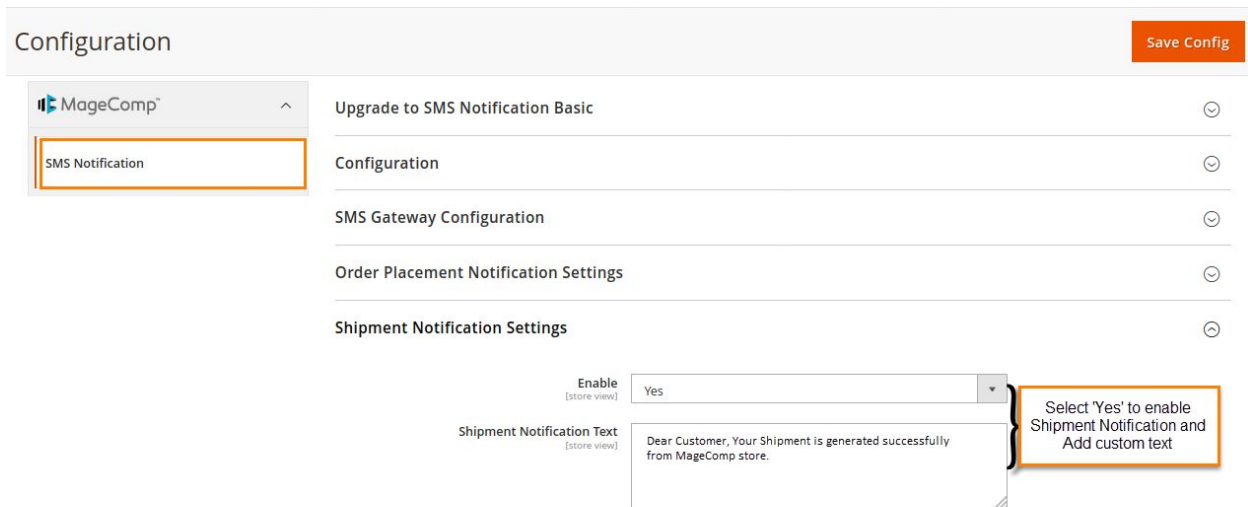
### 3. Order Placement Notification Settings



**Enable:** Admin needs to set **YES** for enabling the order placement notification settings.

**Order Placement Notification Text:** Here store admin can add their desired customized text to send with order placement notification.

### 4. Shipping Notification Settings



**Enable:** Admin needs to set **YES** for enabling the shipping notification settings.

**Shipping Notification Text:** Here store admin can add their desired customized text to send with order shipping notification.

If anything goes wrong, please contact us at [support@magecomp.com](mailto:support@magecomp.com)