

Quantity Dropdown Extension

User Manual



Quantity Dropdown Extension by MageComp let store owners replace the quantity box with a product quantity dropdown to display bulk quantities with the respective price.

Table of Content

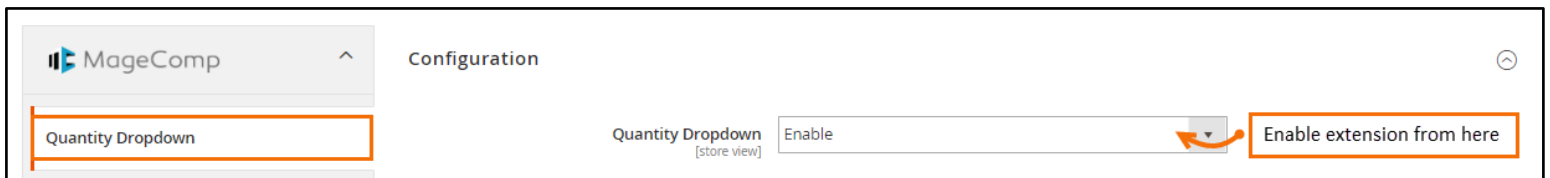
1. [Extension Installation Guide](#)
2. [Configuration](#)
3. [Quantity Dropdown Configuration](#)
4. [Product Specific Quantity Dropdown](#)
5. [Quantity Dropdown on Store Frontend](#)
6. [Deactivation of Extension in Case of Emergency](#)
7. [FAQs](#)

1. Extension Installation Guide

- Go to My downloadable products. The file that you download normally is a zip file.
- Use FTP client (such as Filezilla, WinSCP, cuteFtp) to upload or copy all folders in the zip package to your Magento site root folder. This will not overwrite any existing files, just add new files to the folder structure.
- Open Command line in folder root of Magento and run following command respectively:
 - `php bin/magento setup:upgrade`
 - `php bin/magento setup:static-content:deploy`
 - `php bin/magento indexer:reindex`
 - `php bin/magento cache:flush`
- Navigate to Stores/Configuration, if you can see the extension tab, it is installed properly.
- If you need professional help regarding [Magento Extension Installation](#), Feel free to contact us any time.

2. Configuration

Once you have successfully installed the extension, go to **Store → Configuration** to enable the extension for use.

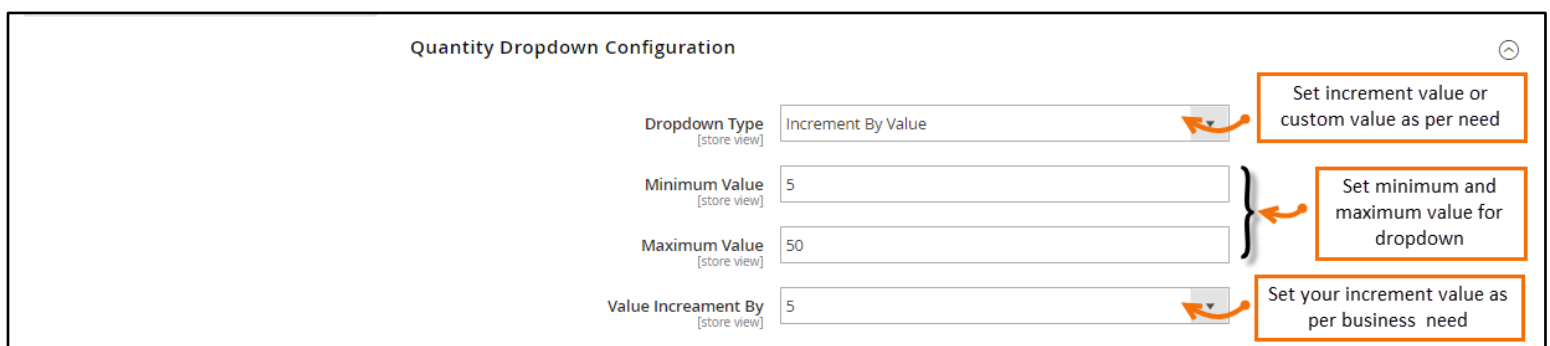


3. Quantity Dropdown Configuration

You can enable quantity dropdown either increment value or by setting up custom value.

1. Increment by Value

- **Dropdown Type:** Option to enable or disable extension.
- **Minimum Value:** Option to enable or disable extension.
- **Maximum Value:** Option to enable or disable extension.
- **Value Increment by:** Option to enable or disable extension.



2. Custom Value

- **Dropdown Type:** Option to enable or disable extension.
- **Custom Value:** Option to enable or disable extension.

Quantity Dropdown Configuration ⊖

Dropdown Type [store view] Option to set custom value

Custom Value [store view] Enter quantity value to display in store frontend separated by comma
Use Format : 10,12,20... etc

4. Product Specific Quantity Dropdown

To restrict any Shipping method is easy using the extension, simply make a selection of Shipping method you want to restrict & the customer group for which you want to restrict and you are done.

- **Qty Dropdown Value:** Select customer group for which you want to restrict the Shipping method.
 1. **Use General Configuration:** Use Quantity Dropdown as per backend Configuration.
 2. **Use Product Increment Value:** Option to set product specific increment value.
 3. **Custom Value:** Select this option to set custom value for Quantity Dropdown value.
 4. **None:** Option to hide dropdown on store frontend.

Qty Dropdown ⊖

Qty Dropdown Value [global] Backend option to set product specific quantity dropdown value

Dropdown Custom Value [global]

Custom Value
 Use General Configuration
 Use Product Increment Value
Custom Value
 None

Downloadable Information ⊖

- **Dropdown Custom Value:** Click on delete icon to remove created Shipping restriction.

Qty Dropdown ⌵

Qty Dropdown Value [global] Option to set custom value

Dropdown Custom Value [global] Enter quantity value to display in store frontend separated by comma

Downloadable Information ⌵


5. Quantity Dropdown in Store Frontend

Once you configured all the options from the store backend, the extension will start showcasing quantity dropdown on store frontend various pages.

- **Quantity Dropdown on Product Page:**

Product Quantity Dropdown in Products Page

Home > Qty Dropdown > Qty Dropdown2



Qty Dropdown2

Be the first to review this product

\$125.00

IN STOCK
SKU#: Qty Dropdown2

Qty

5 for \$625

5 for \$625

10 for \$1250

15 for \$1875

20 for \$2500

25 for \$3125

30 for \$3750

35 for \$4375


40 for \$5000

45 for \$5625


50 for \$6250

- **Quantity Dropdown on Category Page:**

Product Quantity Dropdown in Category Page



Qty Dropdwon 1
\$111.00



Qty Dropdown2
\$125.00

5 for \$625 v
5 for \$625
 10 for \$1250
 15 for \$1875
 20 for \$2500
 25 for \$3125
 30 for \$3750
 35 for \$4375
 40 for \$5000
 45 for \$5625
 50 for \$6250


[Privacy and Cookie Policy](#)
[Search Terms](#)
[Contact Us](#)
[Orders and Returns](#)
[Advanced Search](#)



- **Quantity Dropdown on Shopping Cart Page:**

Shopping Cart

Product Quantity Dropdown in Shopping Cart Page

Send My Quote

Item	Price	Qty	Subtotal
 <p>Qty Dropdown2</p>	\$125.00	<div style="border: 1px solid gray; padding: 2px;"> 5 v 5 10 15 20 25 30 35 40 45 50 </div>	\$625.00

Update Shopping Cart

Apply Discount Code v

Summary

Estimate Shipping and Tax v

Subtotal	\$625.00
Shipping (Flat Rate - Fixed)	\$25.00
	\$0.00
Order Total	\$650.00

Proceed to Checkout

[Check Out with Multiple Addresses](#)

6. Deactivation of Extension in Case of Emergency

- Manually delete all the files and content from following folders in your Magento root:
 - ✓ var/cache/*
 - ✓ var/session/*
- Make sure you've uploaded all files from the downloaded package.
- Go to **app/etc/modules/Magecomp_Qtydropdown.xml** and replace **<active>true</active>** with **<active>>false</active>**
- Then repeat Step 1 and if something goes wrong, please contact us at <https://magecomp.com/support/>

7. FAQs

- **What if I get "Access denied" error after installation of the extension?**
Whenever you get Access denied error while clicking on the extension tab after installation, log out admin panel and re-login.

Thank You!

Take a look at our other feature rich extensions:



Shipping Per Product extension by MageComp let store owner set global & individual shipping rate per product ins their store.

[Know More...](#)



Cash On Delivery Verification Extension helps store owner to avoid bogus & fake orders by verifying customers mobile number when they prefer COD method.

[Know More...](#)

**VISIT OUR
MAGENTO STORE**