

## Coupon Code Link for Magento 2



Coupon Code Link for Magento 2 allows customers to automatically apply discounts via a link instead of entering the coupon code manually. Admin can share the coupon code through email, newsletter, or social media platforms.

### Table of Content

1. Configuration
2. Frontend Display of Coupon Code Link

Once the extension is installed successfully, go to **Stores > Configuration** to configure the extension for use.

## Configuration

Scope: Default Config ? Save Config

MageComp Configuration ⌵

Coupon Code URL [store view] Enable ⌵

Select Cart Price Rule [store view] 50% off ⌵

Generated URL [store view] http://127.0.0.1/m244/pub/checkout/cart/Coupon/234 Copy URL

**Coupon Code URL** - Enable or Disable extension from here.


**Select Cart Price Rule** - Admin can select cart price from here.





**Generated URL** - Get the coupon code generated URL from here. Click copy URL to copy the generated URL.

### Set Success Message [store view]

Show / Hide Editor

← → Bold 14px ↕

A  B I U ≡ ≡ ≡ ≡ ≡ ≡

   Ω  (x)


**Discount Applied Successfully**





P » STRONG POWERED BY TINY

### Set Error Message [store view]

Show / Hide Editor

← → Bold 14px ↕

A  B I U ≡ ≡ ≡ ≡ ≡ ≡

   Ω  (x)

**This coupon is not valid.**

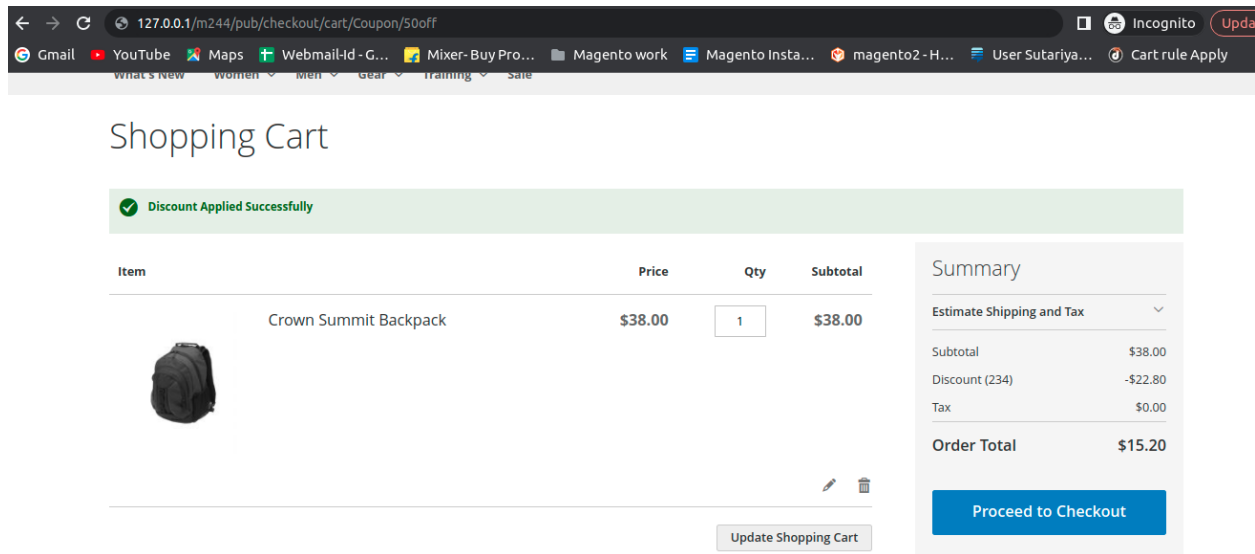
P » STRONG POWERED BY TINY

**Set Success Message** - Admin can set a custom success message to display after applying the coupon code.


**Set Error Message** - Admin can set a custom error message to display if the applied coupon code is incorrect.

## 2. Frontend Display of Coupon Code Link

Frontend display after discount is applied successfully



The screenshot shows a web browser window with the URL `127.0.0.1/m244/pub/checkout/cart/Coupon/50off`. The page title is "Shopping Cart". A green banner at the top indicates "Discount Applied Successfully". Below this, a table lists the items in the cart:

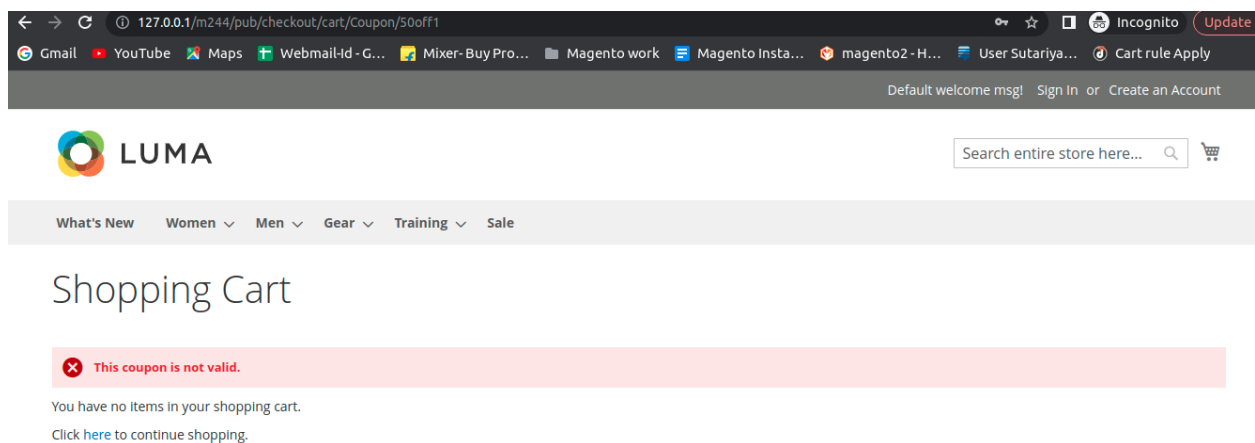
Item	Price	Qty	Subtotal
 Crown Summit Backpack	\$38.00	1	\$38.00

To the right of the table is a "Summary" box with the following details:

- Estimate Shipping and Tax:
- Subtotal: \$38.00
- Discount (234): -\$22.80
- Tax: \$0.00
- Order Total: \$15.20

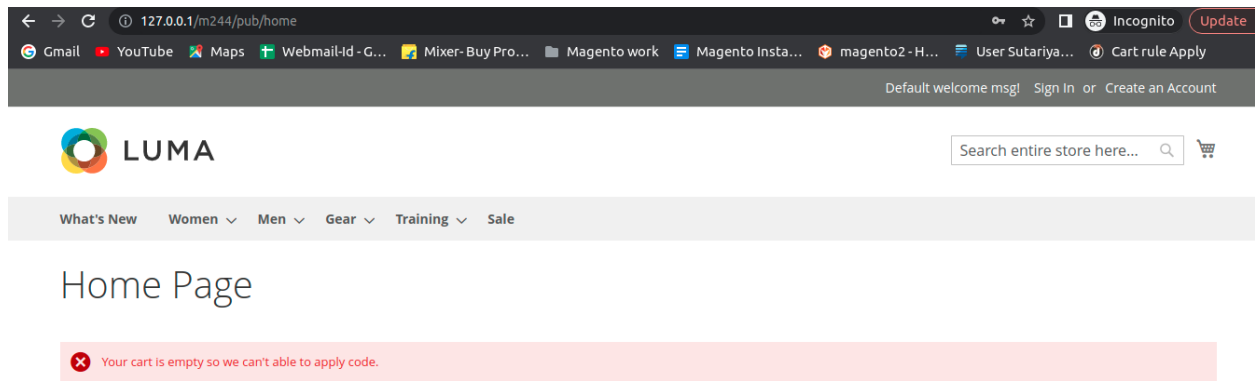
At the bottom of the cart, there is an "Update Shopping Cart" button and a "Proceed to Checkout" button.

Frontend display when coupon code link is invalid



The screenshot shows a web browser window with the URL `127.0.0.1/m244/pub/checkout/cart/Coupon/50off1`. The page title is "Shopping Cart". A red banner at the top indicates "This coupon is not valid." Below this, the text reads: "You have no items in your shopping cart. Click [here](#) to continue shopping."

## Frontend display when the coupon code link is invalid



If anything goes wrong, please contact us at [support@magecomp.com](mailto:support@magecomp.com)