

Cash On Delivery Per Product/Category for Magento 2



Cash on Delivery Per Product/Category for Magento 2 by MageComp enables cash on delivery option per product and per category in your Magento 2 store.

Table of Content

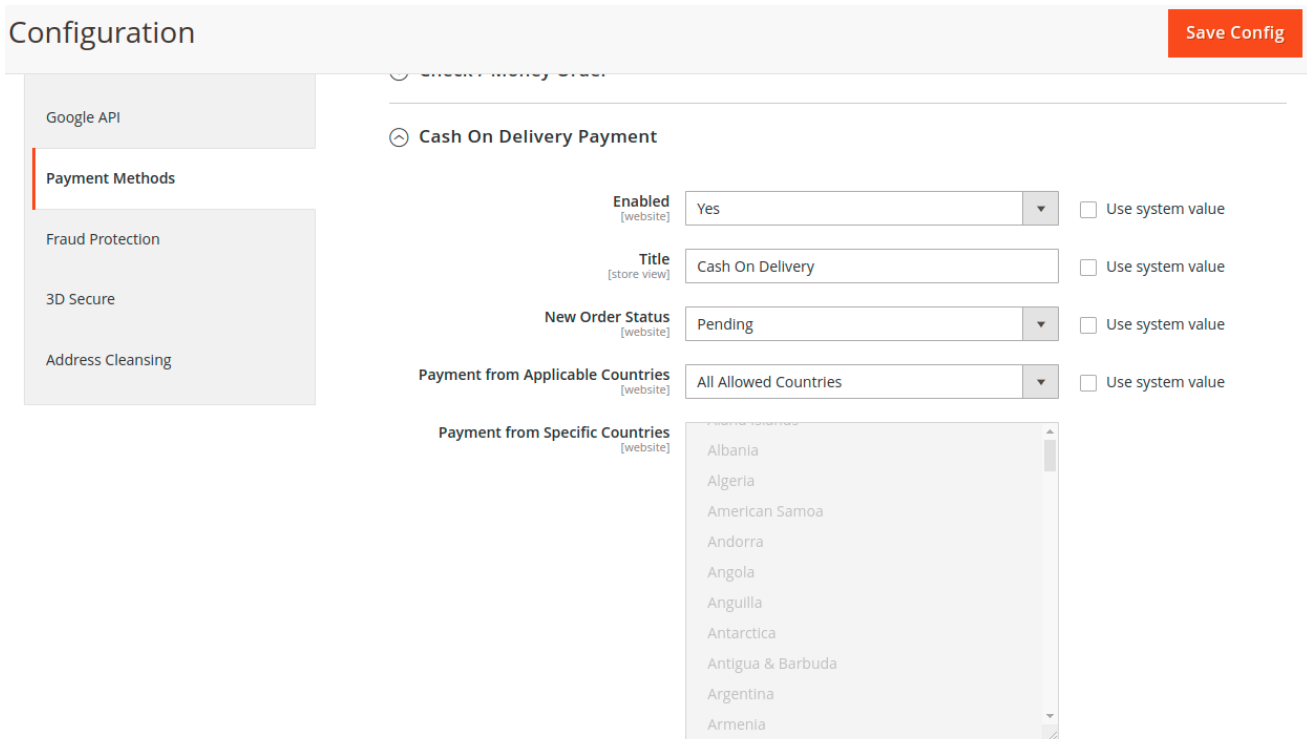
1. Configuration
2. Enable Cash on Delivery Per Product
3. Enable Cash on Delivery Per Category
4. Frontend display of Cash on Delivery Option

1. Configuration

Before configuring the extension you must enable the default cash on delivery payment method from the backend of your store.

Navigate to **Stores > Configuration > Sales > Payment Methods > Cash on Delivery Payment –**

Enabled: Admin will need to select **YES** for enabling the default cash on delivery payment method.

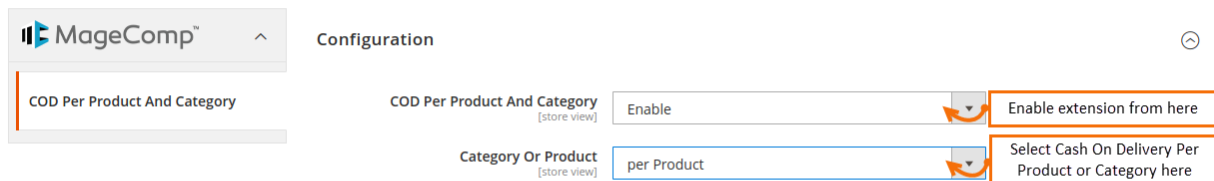


The screenshot shows the 'Configuration' page in the Magento admin interface. On the left is a sidebar with a menu containing 'Google API', 'Payment Methods', 'Fraud Protection', '3D Secure', and 'Address Cleansing'. The 'Payment Methods' section is active. The main content area is titled 'Cash On Delivery Payment' and contains several configuration fields:

- Enabled** [website]: A dropdown menu set to 'Yes'. To its right is an unchecked checkbox labeled 'Use system value'.
- Title** [store view]: A text input field containing 'Cash On Delivery'. To its right is an unchecked checkbox labeled 'Use system value'.
- New Order Status** [website]: A dropdown menu set to 'Pending'. To its right is an unchecked checkbox labeled 'Use system value'.
- Payment from Applicable Countries** [website]: A dropdown menu set to 'All Allowed Countries'. To its right is an unchecked checkbox labeled 'Use system value'.
- Payment from Specific Countries** [website]: A scrollable list box containing a list of countries: Albania, Algeria, American Samoa, Andorra, Angola, Anguilla, Antarctica, Antigua & Barbuda, Argentina, and Armenia.

A red 'Save Config' button is located in the top right corner of the configuration area.

Once the default cash on delivery payment method is enabled successfully, go to **Stores>Configuration** to configure the extension for use.



The screenshot shows the 'Configuration' page in the Magento admin interface, specifically the 'COD Per Product And Category' section. The left sidebar shows 'COD Per Product And Category' selected. The main content area has two dropdown menus:

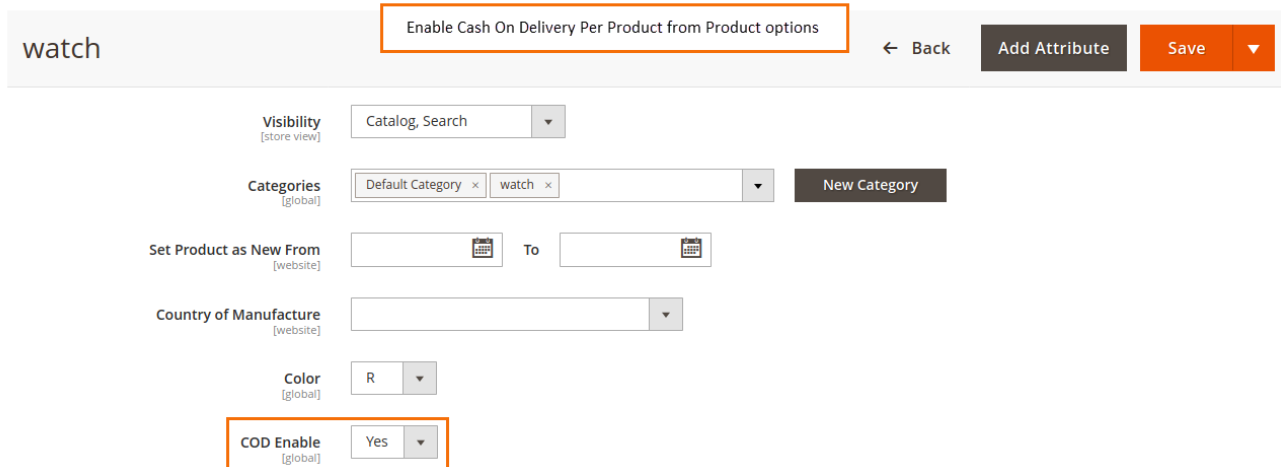
- COD Per Product And Category** [store view]: A dropdown menu set to 'Enable'. An orange box highlights this dropdown with the text 'Enable extension from here'.
- Category Or Product** [store view]: A dropdown menu set to 'per Product'. An orange box highlights this dropdown with the text 'Select Cash On Delivery Per Product or Category here'.

COD Per Product and Category: Enable or Disable the extension from here. Set it as enabled to use the features of the extension.

Category or Product: Admin can select cash on delivery per product and per category according to the requirement.

2. Enable Cash on Delivery Per Product

Admin will need to enable the Cash on Delivery option per product right from here.



The screenshot shows the Magento Admin interface for editing a product named "watch". The breadcrumb trail is "watch" > "Enable Cash On Delivery Per Product from Product options". The interface includes several configuration fields:

- Visibility** [store view]: Catalog, Search
- Categories** [global]: Default Category x watch x, with a "New Category" button.
- Set Product as New From** [website]: Two date pickers with a "To" label between them.
- Country of Manufacture** [website]: A dropdown menu.
- Color** [global]: R
- COD Enable** [global]: Yes (highlighted with an orange box)

Navigation buttons include "Back", "Add Attribute", and "Save".

3. Enable Cash on Delivery Per Category

Admin will need to enable the Cash on Delivery option per category right from here.

watch (ID: 5)

Enable Cash On Delivery Per Category from Categories options

Scope: All Store Views ? Delete Save

Add Root Category

Add Subcategory

Collapse All | Expand All

- Default Category (ID: 2) (10)
- Products (ID: 3) (4)
- man (ID: 4) (5)
- watch (ID: 5) (4)
- digital (ID: 6) (0)
- kids (ID: 7) (0)
- Bags (ID: 38) (0)

Enable Category Yes
[store view]

Include in Menu Yes
[store view]

Category Name *
[store view]

COD Enable Yes ▼

4. Frontend display of Cash on Delivery Option

Cash on delivery option displayed on the front of the store per Product/Category

Cash On Delivery Per Product/Category In Front-end

Payment Method

Check / Money order

Cash On Delivery

My billing and shipping address are the same

Magecomp Tester
address: 305,Eva surbhi Complex Waghawadi Road,Bhavnagar.
Bhavnagar, Gujarat 364002
India

Place Order

If anything goes wrong, please contact us at support@magecomp.com