

Import Export Product Reviews Extension for Magento2 User Manual



Import Export Product Reviews for Magento2 Extension

By



MageBees a Venture by Capacity Web Solutions Pvt. Ltd.

Support Ticket :- <https://support.magebees.com> , Support Email :- support@magebees.com

CONTENT

Introduction	3
Features	3
How to Create CSV?	4
Sample Import Product Reviews CSV	6
How to Import Product Reviews?	7
How to Export Product Reviews?	8
FAQ	9
Support	10

Introduction:

This module allows you to import and export your product reviews data such as review title, review description, review status like approved, pending or not approved as well as rating. This extension allow you to import export all the Magento's customers as well as guest reviews from one store to another store. Our extension import the reviews as a guest if customer not exists in your store. Using our extension you can also export customer data like customer id and customer email address.

Features of this extension:

- ⇒ Import/Export all customer/guest/administrator reviews.
- ⇒ Approve / Disapprove reviews and assign reviews to customers or import as guests.
- ⇒ Export review data including customer data and rating summery.
- ⇒ Support multi store and multi website.
- ⇒ Supported Magento Community **2.0, 2.1, 2.2**

How to create CSV?

created_at - Set the created date. It is not required.

The image shows a Magento2 product review form with several fields highlighted by red boxes to indicate their corresponding CSV column names:

- sku**: Product SKU (Zoe Tank)
- customer_email**: Author email (Mikkel Steev (mikkel@gmail.com))
- option_id**: Detailed Rating category (Quality, Rating, Price, Value)
- status**: Review status (Pending)
- store_ids**: Visibility (Main Website, default, English)
- nickname**: Reviewer's name (Mikkel)
- title**: Summary of Review (Super cute!!! I love it)
- detail**: Full Review text (Super cute!!! I love it and want more colors. I really like running in this tank because it's not too tight.)

sku - Set the existing product sku. It is required.

status - Set the review status. (**For Example** – Approved / Pending / Not Approved)

title - Set the review title.

detail - Set the review detail.

nickname - Set the customer nickname.

customer_email - Set the customer exiting customer email otherwise save review by guest.

option_id - Set the rating option. (**For Example** – rating id: value - 1:3|2:7|3:12)

store_ids - Set the existing store ids (**For Example** – 0,1,2)

Sample import product review CSV

Go to <https://www.magebees.com/import-export-product-reviews-extension-for-magento-2.html>

Go to **support** tab and download “**Import-export-product-reviews-sample-csv**” file.

import_reviews_all_fields.csv – Using this csv you can import all the fields.

import_reviews_min_fields.csv – Using this csv you can import minimum required fields.

How to import review?

You must have to follow below steps:

Step-1

Prepare your CSV as per our documentation. For more detail see (How to create CSV? Or refer sample csv). Create new “**something.csv**” File.


Note: - Do Not Change CSV header.


Step-2

Go to **Your Site Backend -> SYSTEM -> MageBees – Import/Export Product Reviews -> Import Product Reviews.**

Import Product Reviews

   admin ▾

 Make sure that data encoding in the file is consistent and saved in CSV (comma separated only) with supported encodings (UTF-8 or ANSI).

 Note: Before import the product reviews please refer sample csv files.

Import Product Reviews Settings

Select File to Import No file selected.

Step-3

Please upload your created csv file and click on “**Click on for Import**” button.

Note: Please do not close this screen before completing process. It will lead undesired results if you closed before complete the process.

Step-4.

Now successfully import reviews.

Your store **reviews** will be display on **admin -> MARKETING -> User Content -> Reviews.**

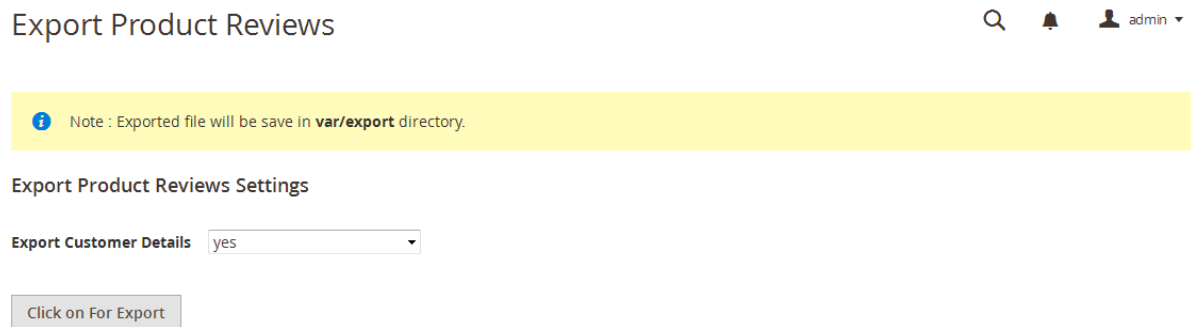
How to Export Reviews?

You must have to follow below steps:

Step-1

Go to **Your Site Backend -> SYSTEM -> MageBees – Import/Export Product Reviews -> Export Product Reviews.**

You will get Following Screen.



Step-2

Select Filed as per your requirement then click on **“Click on for Export”** Button.

Step-3

Now successfully export Product Reviews.

You can get exported csv file in **<Magento-Root>>/var/export/ file**

FAQ:-

Below is the detail explanation:

Q-1:- I have installed import export product reviews extension but got following error. “There has been an error processing your request”. “Please upgrade your database: Run bin/magento setup:upgrade”.

⇒ Run “**php bin/magento setup:upgrade**” command to your terminal or command prompt. Please see installation steps for that. Click Here

Q-2:- I click on “Click on for import” button but got following error. “SQLSTATE[23000]: Integrity constraint violation:1452 cannot update.....”.

Import Product Reviews

SQLSTATE[23000]: Integrity constraint violation: 1452 Cannot add or update a child row: a foreign key constraint fails ('demotest2100`.`review_store`, CONSTRAINT `REVIEW_STORE_STORE_ID_STORE_STORE_ID` FOREIGN KEY (`store_id`) REFERENCES `store` (`store_id`) ON DELETE CASCADE), query was: INSERT INTO `review_store` (`store_id`, `review_id`) VALUES (?, ?)

Make sure that data encoding in the file is consistent and saved in CSV (comma separated only) with supported encodings (UTF-8 or ANSI).

Note: Before import the product reviews please refer sample csv files.

Import Product Reviews Settings

Select File to Import importreviews.csv

⇒ This error showing that “importreviews.csv” not properly created (Due to store_ids is wrong inserted in store_ids field. So Please assign true store_ids in store_ids field.).

Q-3:- I am getting max execution time error, what I have to do?

⇒ If you getting time out then increase your time our limit. For that you have to consult you hosting guy.

Q-4:- I am getting “‘var/export’ directory does not exist!” error?

⇒ This error comes due to “var/export” directory does not exists or not having write permission.

Thank you!

Do you need Extension Support? Please create support ticket for quick reply,

<https://support.magebees.com>

Do you have any suggestions? Please contact us,

<https://www.magebees.com/contact-us>