

MageArray

User Guide Store Pickup



Extension Version - 1.1.1
User Guide Version - 1.1.1

Content

Introduction

Installation

Usage

Admin

Store Pickup Configuration

General Settings

Store Pickup Shipping Configuration

Store Pickup

Manage Store

Add/Edit Store

Store Information

Store Address

Product View Page - Available at Store

Order View Page - Store Detail

Front-End

Checkout Page - Shipping

Checkout Page - Review & Payments

Order View Page - Store Detail

Support

Introduction

Store Pickup acts as a shipping extension that lets customers choose a specific store from your chain of stores to pick up products during checkout.

Installation

- Backup your web directory and store database
- Download extension installation package
- Disable Magento Cache run command "**php bin/magento cache:disable**" using SSH from your magento root directory
- Upload contents of the extension installation package to your "**app/code/MageArray/StorePickup**", directory
- Then run commands "**php bin/magento setup:upgrade**" using SSH from your magento root directory
- Enable Magento Cache run command "**php bin/magento cache:enable**" using SSH from your magento root directory

Usage

Admin

Store Pickup Configuration

To configure the Store Pickup Extension for Magento, navigate to **Stores >> Settings >> Configuration >> MageArray Extensions >> Store Pickup.**

The screenshot shows the Magento Admin Configuration interface for the Store Pickup extension. At the top, the page is titled "Configuration" and includes a search icon, a notification bell with a red "5", and a user profile for "admin". Below the title bar, there is a "Store View" dropdown set to "Default Config" and a "Save Config" button. A large speech bubble overlay reads "System Config for Store Pickup". On the left, a sidebar shows "MageArray Extensions" with "Store Pickup" selected, and a list of categories: GENERAL, CATALOG, CUSTOMERS, and SALES. The main content area is titled "General Settings" and contains four configuration options, each with a dropdown menu: "Enable Module" (Yes), "Disable Pickup Date" (No), "API Key" (blurred), and "Enable Product wise Store Pickup" (No).

General Settings

- **Enable Module** - Activate or Deactivate the Extension (by default it's deactivate).
- **Disable Pickup Date** - Show pickup date on checkout page or not.
- **API Key** - Google Map API Key.
- **Enable Product wise Store Pickup** - Store Pickup Method show Product wise or not.

Store Pickup Shipping Configuration

To configure the Store Pickup Extension for Magento, navigate to **Stores >> Settings >> Configuration >> Sales >> Shipping Methods**.

The screenshot shows the Magento configuration interface for the Store Pickup shipping method. The left sidebar contains a navigation menu with categories like MageArray Extensions, GENERAL, CATALOG, CUSTOMERS, SALES, and ADVANCED. The 'SALES' section is expanded, showing options like Sales, Sales Emails, PDF Print-outs, Tax, Checkout, Shipping Settings, Multishipping Settings, Shipping Methods (highlighted), Google API, and Payment Methods. The main content area is titled 'Configuration' and shows the 'Store Pickup' method selected. A callout bubble points to the 'Store Pickup Shipping Method Config Tab'. The configuration fields include:

- Enabled** (store view): Yes
- Title** (store view): Store Pickup
- Method Name** (store view): Store Pickup
- Minimum Order Amount** (store view):
- Price** (store view): 10.00
- Ship to Applicable Countries** (store view): All Allowed Countries
- Ship to Specific Countries** (store view): Afghanistan, Albania, Algeria, American Samoa, Andorra, Angola, Anguilla, Antarctica, Antigua and Barbuda, Argentina
- Displayed Error Message** (store view): This shipping method is not available. To use this shipping method, please contact us.
- Sort Order** (store view):

At the top right of the configuration area, there is a 'Save Config' button and a user profile for 'admin'.



Store Pickup


- **Enabled** - Activate or Deactivate the Store Pickup Shipping Method (by default it's activate).
- **Title** - You can set title for store pickup shipping method.
- **Method Name** - You can set method name for store pickup shipping method.
- **Minimum Order Amount** - You can set minimum order amount to show this shipping method.
- **Price** - You can set price for shipping method.
- **Ship to Applicable Countries** - You can set in which country you have to use this shipping method(All Or Specific).
- **Ship to Specific Countries** - You can select countries if you choose Specific countries in Ship to applicable countries.
- **Display Error Message** - You can set display error message.
- **Sort Order** - You can set sort order for shipping method.

Manage Store

Here Admin can see all store and managed through **MageArray Extensions > Manage Store**. Here admin can add/edit/delete store.

Manage Store

  admin

Add New Store

Search [Reset Filter](#)

Actions 3 records found 20 per page 1 of 1

<input type="checkbox"/>	ID	Name	Address	City	Zipcode	Country	Phone Number	Action
<input type="checkbox"/>	1	Apple Collection	West Marmon Avenue	Huron	93234	US	1234567897	Edit
<input type="checkbox"/>	2	iPearl	5685 Bartlett Road	Earlville	13332	US	1234567890	Edit
<input type="checkbox"/>	3	Rang Rasham	49 County Road 436	Rochelle	76872	US	1324567890	Edit

Add/Edit Store

Store

← Back to register or connect an account Delete Store Reset Save and Continue Edit **Save Store**

STORE INFORMATION

Store Information

Store Name * Apple Collection

Phone Number * 1234567897

Working Days *
Sunday
Monday
Tuesday
Wednesday
Thursday
Friday
Saturday

Store View *
All Store Views
Main Website
Main Website Store
Default Store View
orange store

Working Hours * 11:00 AM - 6:30 PM

Date of Holiday * 5/9/2018,5/23/2018
Format:m/d/yyyy, e.g:5/9/2018,5/23/2018

Time Slot *
Tuesday=>11:00AM - 12:00PM,12:00PM-2:00PM
Wednesday=>12:00PM-2:00PM,4:00PM - 6:30PM
Friday=>11:00AM - 1:00PM,2:00PM-3:00PM,3:30PM-5:00PM,5:00PM - 6:30PM
Dayname=>Timeslot, e.g:
Tuesday=>11:00AM-12:00PM,12:00PM-2:00PM
Wednesday=>12:00PM-2:00PM,4:00PM-6:30PM

Additional Time Slot *
5/16/2018 => 11:00PM-1:00PM,3:00PM - 6:30PM
Date=>Timeslot, date format : m/d/yyyy, e.g:
5/16/2018=>11:00AM-1:00PM,3:00PM-6:30PM
5/29/2018=>1:00PM-2:00PM,4:00PM-5:30PM

Sort Order 0

Add/Edit Store

Store Information

- **Store Name** - You can set store name.
- **Phone Number**- You can set store phone number.
- **Working Days** - You can select store's working days.
- **Store View** - You can add store as per store view.
- **Working Hours** - You can set store's working hours.
- **Date of Holiday** - You can set store's date of holiday.
- **Time Slot** - You can set Pickup time slot of store day wise.
- **Additional Time Slot** - You can set Pickup time slot of store for specific dates.
- **Sort Order** - You can set sort order.

Store Address

Address *

Zipcode *


City *

State *

Country *

Latitude

Longitude



Store Address

- **Address** - You can set store address.
- **City** - You can set city of store.
- **Country** - You can set country of store.
- **Longitude**- You can set longitude of store.
- **Zip Code** - You can set zipcode of store.
- **State** - You can set state of store.
- **Latitude** - You can set latitude of store.

Note: If you click on map than it will get that place address using api and fill in Store Address fields and if you click on address icon then it will show whole address in tooltip.

Product View Page - Available at Store

When **Enable Product wise Store Pickup** Configuration is set as "Yes" and Product Attribute "Available at Store" set as "Yes" and Specific Product is in cart then Store Pickup method will show on checkout and attribute is set as "No" then Store Pickup method will not show on checkout. If **Enable Product wise Store Pickup** Configuration is set as "No" then Store Pickup method will show on checkout if Product Attribute is set as "Yes" or "No"

test 🔍 🔔 5 👤 admin ▾

Store View: All Store Views ▾ ? [← Back to register or connect an account](#) [Add Attribute](#) [Save ▾](#)

Enable Product [website] Yes

Attribute Set ▾

Product Name [store view] *

SKU [global] *

Price [global] *
[Advanced Pricing](#)

Tax Class [website] ▾

Quantity [global]
[Advanced Inventory](#)

Stock Status [global] ▾

Weight [global] lbs. ▾

Categories [global] × ▾ [New Category](#)

Visibility [store view] ▾

Set Product as New From [website] To

Country of Manufacture [website] ▾

Color [global]

Size [global]

Available at Store [global] Yes

Product Attribute for Store

Order View Page - Store Detail

#000000073

← Back to register or connect an account Cancel Send **Order View Page in Back-End** Reorder Edit

ORDER VIEW

- Information
- Invoices
- Credit Memos
- Shipments
- Comments History

Order & Account Information

Order # 000000073 (The order confirmation email was sent)

Order Date: Aug 8, 2018, 3:06:01 AM

Order Status: Pending

Purchased From: Main Website
Main Website Store
Default Store View

Placed from IP

Account Information [Edit Customer](#)

Customer Name: Alpha Testing

Email: [Redacted]

Customer Group: General

Address Information

Billing Address [Edit](#)

Alpha Testing
Nb
3099 Dickson Street Northeast
Atlanta, Georgia, 30002
United States
T: 7878787878

Shipping Address [Edit](#)

Apple Collection
Nb
West Marmon Avenue
Huron, California, 93234
United States
T: 1234567897

Payment & Shipping Information

Payment Information

Cash On Delivery
The order was placed using USD.

Shipping & Handling Information

Store Pickup - Store Pickup \$0.00
Pickup Date: 2018-08-22
Working Hours: 11:00 AM - 6:30 PM
Pickup Time: 12:00PM-2:00PM

Callout 1: Order View Page in Back-End

Callout 2: Store Address Shows as Shipping Address of Order

Callout 3: Shows Store Pickup with Pickup Date and Working Hours of Store

Front-End

Checkout Page - Shipping

When user select checkout with store pickup checkbox then it will enable store pickup method and show pickup store option after selecting store it will display store's information and pickup date field which is required field. Pickup time field depends on selection of pickup date (Field will show if time slot added in selected store).

The screenshot displays the 'Shipping' step of a checkout process. At the top, a progress bar shows 'Shipping' as the active step (1) and 'Review & Payments' as the next step (2). The main heading is 'Checkout with Store Pickup', followed by a checked 'Yes' checkbox. Below this is the 'Shipping Address' section with an 'Email Address' field and a note: 'You can create an account after checkout.' The 'Shipping Methods' section shows '\$0.00' selected for 'Store Pickup'. A 'Pickup Store' dropdown menu is set to 'Apple Collection', which is highlighted by a callout bubble: 'Store Selection and shows address of selected store'. The selected store's details are shown in a box: 'Store Address: Apple Collection, West Marmon Avenue, Huron, California 93234, United States, 1234567897, Working Hours: 11:00 AM - 6:30 PM'. Below this, the 'Pickup Date' is set to '08/22/2018' and the 'Pickup Time' is set to '12:00PM-2:00PM', both highlighted by a callout bubble: 'Choose Pickup Date and Time'. At the bottom, there is a '\$5.00 Fixed' option and a blue 'Next' button.

Checkout Page - Review & Payments Show Store Address in Pick From

Shipping Review & Payments

Payment Method:

Cash On Delivery

First Name *

Last Name *

Company

Street Address *

City *

State/Province *

▼

Zip/Postal Code *

Country *

▼

Phone Number *
 ?

Order Summary

Cart Subtotal	\$122.00
Shipping	\$0.00
Store Pickup - Store Pickup	
Order Total	\$122.00

Items in Cart ▼

Pick From:

Apple Collection
West Marmon Avenue
Huron, California 93234
United States
1234567897

Shipping Method:

Store Pickup - Store Pickup

Store Address Shows as Shipping Address of Order

Order View Page - Store Detail

The screenshot displays the 'Order View Page in Front-End' for order # 000000073, dated August 8, 2018. The page includes a left sidebar with navigation links such as 'Account Dashboard', 'My Orders', and 'Address Book'. The main content area shows the order details, including a table of items ordered and a summary table. A callout bubble points to the top of the page, stating 'Order View Page in Front-End'. Another callout bubble points to the shipping address section, stating 'Store Address Shows as Shipping Address of Order'. A third callout bubble points to the shipping method section, stating 'Shows Store Pickup with Pickup Date and Working Hours of Store'. The shipping method is 'Store Pickup - Store Pickup' with a pickup date of 2018-08-22 and working hours of 11:00 AM - 6:30 PM. The shipping address is 'Apple Collection, Nb, West Marmon Avenue, Huron, California, 93234, United States, T: 1234567897'. The payment method is 'Credit Card'.

Order # 000000073

August 8, 2018

Reorder Print Order

Product Name	SKU	Price	Qty	Subtotal
test	test	\$122.00	Ordered: 1	\$122.00
			Subtotal	\$122.00
			Shipping & Handling	\$0.00
			Grand Total	\$122.00

Shipping Address

Apple Collection
Nb
West Marmon Avenue
Huron, California, 93234
United States
T: 1234567897

Shipping Method

Store Pickup - Store Pickup
Pickup Date: 2018-08-22
Working Hours: 11:00 AM - 6:30 PM
Pickup Time: 12:00PM-2:00PM

Billing Address

Payment Method

My Wish List

You have no items in your wish list.

Support

We support all our customers through our website <https://www.magearray.com/support> or mail us on **support@magearray.com**.

If you have any questions on Extension or need support with its use please contact us <https://www.magearray.com/contact> - we're happy to help you.