

MageArray

User Guide Price Match



Extension Version - 1.0.6
User Guide Version - 1.0.6
Magento Editions Compatibility
Community - 2.0.0 to 2.0.12, 2.1.0 to 2.2.3

Content

Introduction

Installation

Usage

Admin

Lower Price Configuration

General Setting

Additional Setting

Lower Price Configuration for Product

Manage Lower Price Inquiries

View Inquiry

Information Tab

Note Tab

Approval Tab

Front-End

Product View Page

Find Lower Price Button

Fill Lower Price Form

Email

Price Inquiry Email

Approval Lower Price Email

Support

Introduction

Price Match Extension has been designed for you to make sure that website owners cut any chance they have of losing customers. It is one of its kind in re. This Extension provides a compelling way to keep your losing customers linked to you if they step back due to your product prices. Price Match Extension provides you a link on the product view page which may have a title similar to, "Found a Lower Price? Tell Us!" This link allows customers to tell the website owner where they had found a cheaper price on the product or they could tell him that you have the lowest prices. In the case where a customer has found someone else offering a lower price, he will provide the link of that site with the price of the product and can comment also. That information will be emailed to the site owner and will also be saved to the database.

Installation

- Backup your web directory and store database
- Download extension installation package
- Disable Magento Cache run command "**php bin/magento cache:disable**" using SSH from your magento root directory
- Upload contents of the extension installation package to your "**app/code/MageArray/LowerPrice**" directory
- Then run commands "**php bin/magento setup:upgrade**" using SSH from your magento root directory
- Enable Magento Cache run command "**php bin/magento cache:enable**" using SSH from your magento root directory

Usage

Admin

Lower Price Configuration

To configure the Lower Price Extension for Magento, navigate to **Stores >> Settings >> Configuration >> MageArray**

General Setting

Enabled - You can Enable/Disable extension.

Title - It will show on product view page (Did you find this item priced lower than {{price}} somewhere else?).

Description - Entered text will be display on Front-End in top of the form.

Show or Section in Form - When Show or section in form is Yes at that time Additional Form show in Frontend side Yes or No.

Send Emails To - Select your email to sent lower price Inquiries

Thank you message - When user submit lower price Inquiries form show thank you message.

Customer Notification Email Template - Select Email Template Which is used in to send Notification Email.

Additional Setting

Auto approved Inquiries - When Auto approved inquiries is yes at that time new inquiries are automatically approved and Coupon Code send to Customer or Not.

Auto approved email Template - Select Email Template Which is used in send coupon code email.

Threshold Limit Type - Select Threshold limit type which can be Fix Amount Or in Percentage. Use For give Discount On Product.

Threshold Limit For Auto Approved - Set Your limit to give Discount on Your Product for Auto Approved Inquiries.

Coupon expiry days - Set No Of Days after Coupon Code Automatically Expires.

Import File - Import Lower Price Option in Product Using Csv.

Export File - Export All Product with Lower Price Setting to Csv.

Sample File - For Download Sample File of Products.

Lower Price Configuration for Product

Lower Price - Set it to Yes if Allow Lower Price Inquiry on Particular Product or Not.

Auto Approved Inquiries - Set Yes if any inquiry satisfy the threshold limit Then Coupon Code Send Automatically or Not

Price Type - Select Price Type Based on Inquiry of Product is auto approved.

Threshold Limit Price - Set Your Price Based on Inquiry of Product is auto approved .

The screenshot shows the Magento product edit page for 'iPhone 6'. The 'Lower Price Options' section is expanded, showing the following settings:

- Lower Price** [global]: Yes
- Auto approved inquiries** [global]: Yes
- Price Type** [global]: Fix Amount
- Threshold Limit Price** [global]: 10.00

The 'Content' section is collapsed. Other visible fields include:

- Enable Product** [website]: Yes
- Attribute Set**: Default
- Product Name** [store view]: iPhone 6
- SKU** [global]: iPhone 6
- Price** [global]: \$ 99.00
- Tax Class** [website]: Taxable Goods
- Quantity** [global]: 10
- Stock Status** [global]: In Stock
- Weight** [global]: 1 lbs
- Categories** [global]: Default Category, Mobiles
- Visibility** [store view]: Catalog
- Set Product as New From** [website]: [empty]
- Country of Manufacture** [website]: [empty]

Manage Lower Price Inquiries

To Manage Lower Price Inquiries. Magento, navigate to **MageArray Extensions >> Lower Price >> Inquiries**

Inquiries 🔍 4 👤 admin ▾

Search [Reset Filter](#)

Actions ▾ 1 records found 20 ▾ per page < 1 of 1 >

<input type="checkbox"/>	ID ↓	Product Name	Our Price	Their Price	Name	Email	Submitted	Approval	Action
Any ▾	From <input type="text"/> To <input type="text"/>	<input type="text"/>	From <input type="text"/> To <input type="text"/>	From <input type="text"/> To <input type="text"/>	<input type="text"/>	<input type="text"/>	<input type="text"/>	<input type="text"/>	
<input type="checkbox"/>	1	iPhone 6	\$99.00	\$85.00	Test	test@test.com	2017-09-04 14:16:28	Yes	Edit

[View Inquiry](#)

Information Tab

Edit Lower Price 'iPhone 6'

← Back Delete Reset Save and Continue Edit Save

LOWERCASE INFORMATION

Lower Price Information

Note

Approval

Lower Price Information

Product Id * 2

Product Link * http://www.magearray.com/iphone-6.html

Product Name * iPhone 6

Price * 99

Their Price * 85.00

Shipping Handling

Sales Tax

Website * http://www.google.co.in/

Name * Test

Email * test@test.com

Phone 7868897878

Create At 2017-09-04 14:16:28

IP Address 127.0.0.1

Store Name Default Store View

City test

State test

Zip Code 30002

Note Tab

Edit Lower Price 'iPhone 6'

🔍 🔔 4 admin ▾

← Back Delete Reset Save and Continue Edit Save

LOWERPRICE INFORMATION

Lower Price Information


Note

Approval

Note

Note

Test note



Approval Tab

Approval - Set Yes to Approve Inquiry or not.

Discount Amount - Set Discount Amount to give inquiry of product.

Coupon Code - It Will be Auto Generated when Inquiry Approved.

Extra Note - Add Extra Note which is send to customer by Email.

Send Email - Check Yes if you want to send coupon code in mail to Customer or not.

Edit Lower Price 'iPhone 6'

Search, Notifications, admin

LOWERPRICE INFORMATION

- Lower Price Information
- Note
- Approval**

Approval

Approval Approval This Inquiries

Discount Amount *

Coupon Code *

Extra note

Send Email

Front-End

lower price comes equipped in with a link for its users to inform the website owner of the lowest price being offered. A click on this link opens up the Front End of the extension which showcases different tabs that the users can fill out to give the link of the website where they were offered the lowest price for a certain product. All the customer has to do is give lower price, Shipping (optional), Sales Tax (optional), Website URL or Store Name, City, State, Phone And Email Address, Zip Code. The moment this data will be emailed to the site owner's address and will be saved in configurations.

Product View Page

Find Lower Price Button

Did you find this item priced lower than \$100.00 somewhere else?

Default welcome msg! Sign In or Create an Account

MageArray

Search entire store here...

Mobile

Home > Apple iPhone 4

Apple iPhone 4

Be the first to review this product

\$50.00 IN STOCK
SKU#: Apple iPhone 4

Qty:

[Add to Cart](#)

[ADD TO WISH LIST](#) [ADD TO COMPARE](#) [EMAIL](#)

Did you find this item priced lower than \$50.00 somewhere else?

Found Lower Price Button on Product View Page [Subscribe](#)

Privacy and Cookie Policy
Search Terms
Contact Us
Orders and Returns
Advanced Search

Copyright © 2016 Magento. All rights reserved.

Fill Lower Price Form

The screenshot displays the MageArray mobile app interface. At the top, there's a navigation bar with the MageArray logo, a search bar, and a shopping cart icon. Below the navigation bar, the product page for an Apple iPhone 4 is visible, showing the product image, name, and price (\$50.00). A modal window titled "Found a Lower Price?" is overlaid on the page. The modal contains the following text and form fields:

Found a Lower Price?

Demo store has been committed to offering you low prices and great service since 1985. We would love to know if you found a better price for this item. We will attempt to match other retailers' prices.

Please complete the form below.

Price found at another internet retailer or their store:

Price *

Product link *

Which of the following is included in the competitor's price?

Shipping

Sales Tax

Address of the internet retailer or store with this item at a lower price:

Website URL *

Please enter the URL for the specific item you are submitting.

OR

Store Name *

City *

State *

Zip Code *

Where may we contact you?

Your Name *

Email Address *

Phone

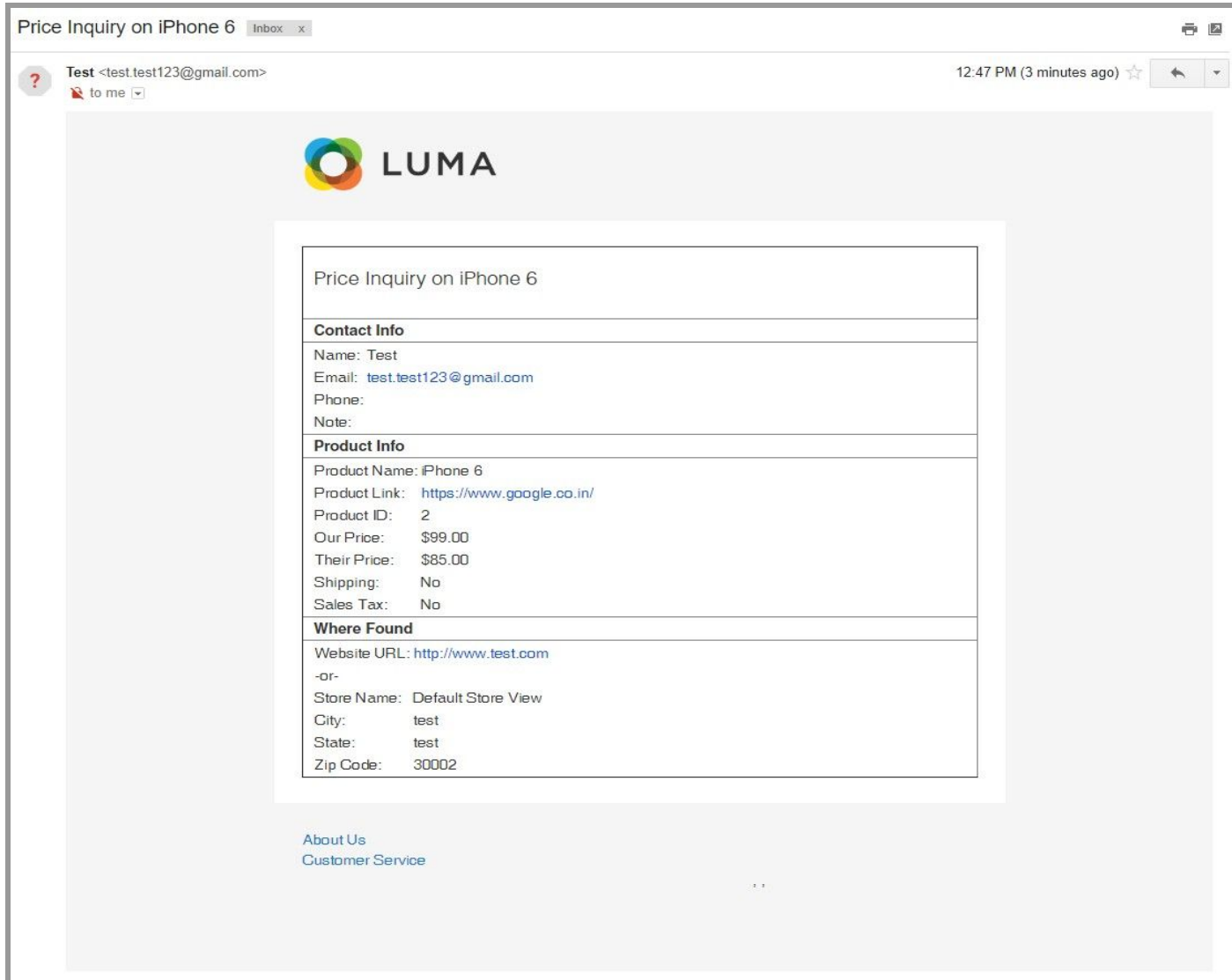
Submit

A callout bubble with a white background and a dark border points to the modal form, containing the text: "Form Shows on View Page With all Fields".

Email

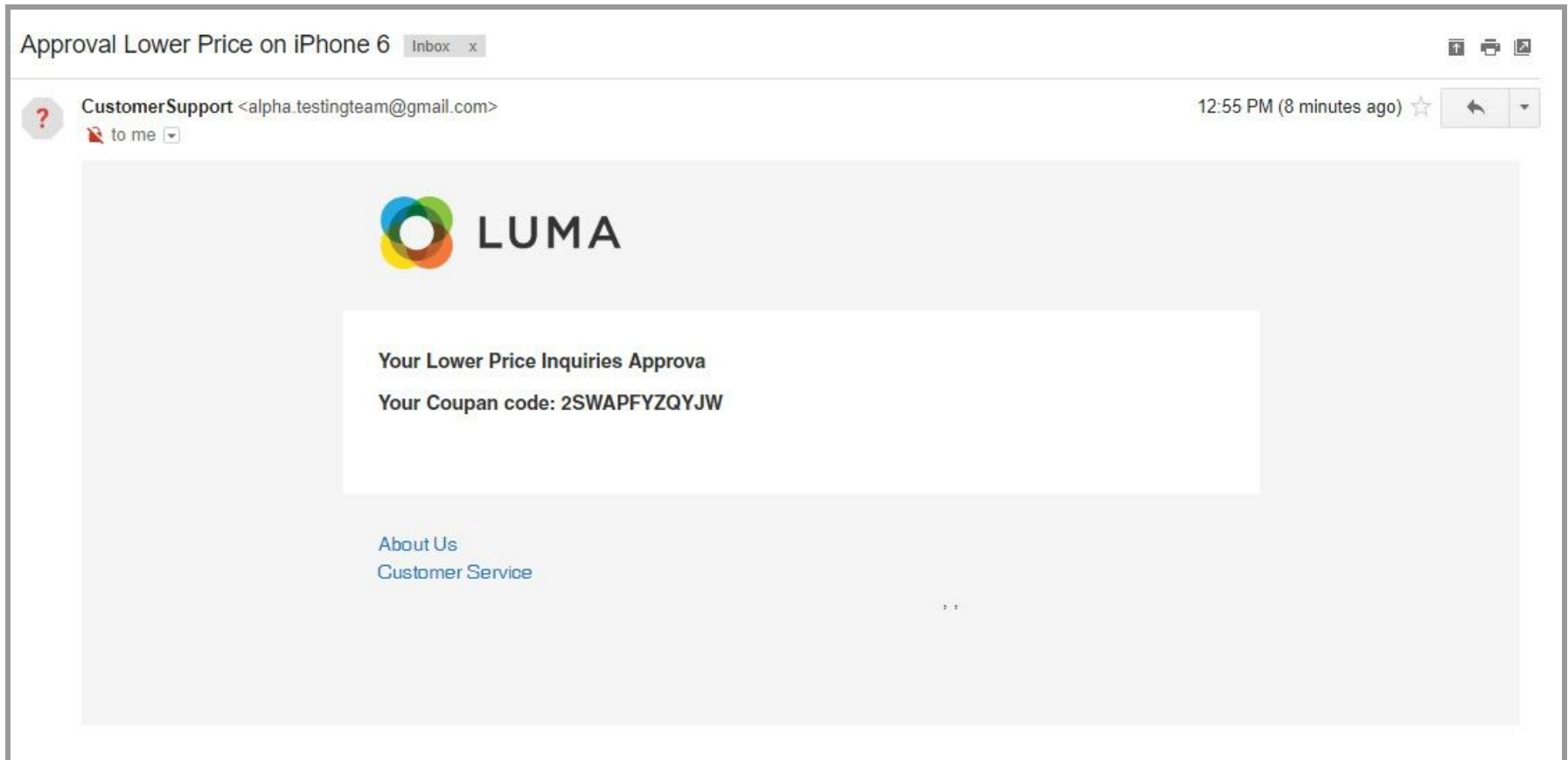
Price Inquiry Email

This Email Arrived to admin When any Customer Or Viewer Fill the Lower Price Form on Front Side on Particular Product.



Approval Lower Price Email

This Email Goes to Customer or Viewer When Admin Approve His Inquires.



Support

We support all our customers through our website <https://www.magearray.com/support> or mail us on **support@magearray.com**.

If you have any questions on Extension or need support with its use please contact us <https://www.magearray.com/contact> - we're happy to help you.