



iPragmatech



Product Quote Request Magento2

Installation Guide

Version: 1.0.0

Date Created: 09-May-2016

Last Updated: 23-June-2016

Prepared by: Manish Kumar

INDEX

Sr. No	Content	Page No.
1	Purpose	2
2	Why should use this document	2
3	Introduction	2
4	Functionality	3
5	Installation and configuration process	4

Purpose :

- This document provides comprehensive guidelines and step-by-step instruction to client or site admin who will configure the Product Quote Request extension.
- It also contain detail information of Product Quote Request extension, its functionality, installation and configuration instruction.

Why should use this document:

- This document contain all information about the Product Quote Request extension and step by step installation instruction for the client to install and configure with Magento2.

Introduction:

The Product Quote Request Extension for Magento allows your customers to do online negotiation. This plugin will help you when your store sells items that don't have fixed prices. The customers make an online query and the store owner can reply to them with the best available price. This way, the store owner can easily create lifetime customers.

We all love to bargain whenever we go shopping in markets and purchase our order at the lowest price we could get. Our Magento Advanced Pricing Plugin for Negotiation allows you to offer the same comfort and shopping experience to your customers while they shop online in your store.

The Price Offer or Price Negotiator extension allows the customer to make a Negotiate Query to the store owner for the product by Entering their own price and message. The Admin will be

notified by email or he can check the query on the admin grid. Then he can reply to the query with the best price with a coupon code (the coupon code will be created by the store owner).

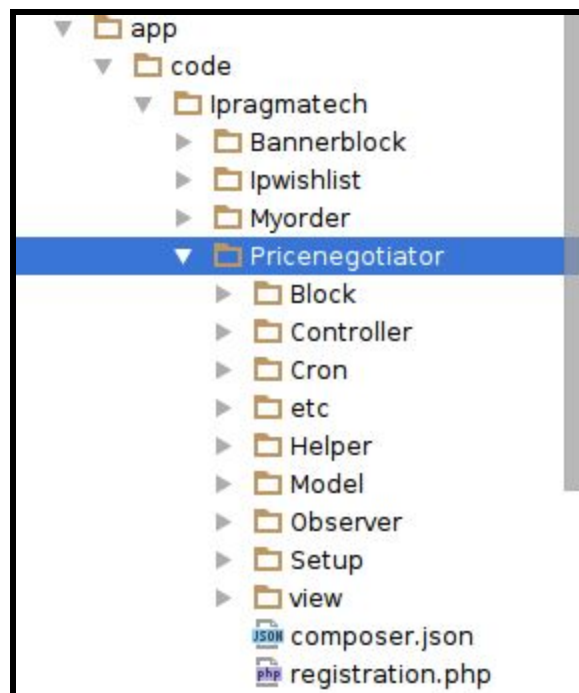
Functionality:

This extension allow following features and how to configure are listed step by step in installation with screenshot.

- Ability to enable/disable the extension.
- Allows customer and store owner to negotiate the price together.
- Allows admin to add the coupon code for the accepted offer.
- Allows customers to add comments along with their offers.
- Admin notification when a bargaining query is made by the customer.
- Admin mail setting for a specific email address where the admin wants to receive the query.
- Admin setting if he doesn't want to get notified (the admin can check manually on the admin grid).
- The admin can accept or reject the negotiation price.
- More customer engagement and increased conversions
- Allows only registered customers to bargain, thus generating more registered users.
- Customers can't send an offer for the same product after a certain time period defined by the Store Owner.
- Compatible with all Magento product types.
- Auto cancellation of the query if admin or customer not replied.

Installation Process:

1. Download the package
2. Copy and paste under Magento root directory, folder structure should be like this
magento_root/app/code/Ipragmatech/Pricenegotiator
- 2.1. Directory structure will be as follows:



3. Go to the Magento root directory
4. Run the command : `sudo php bin/magento setup:upgrade`
5. Delete the di, generation and cache from var/
6. Run the command: `sudo php bin/magento setup:di:compile`
7. Run the command: `sudo php bin/magento cache:clean`
8. Give the read and execute permission var/di, var/generation, var/cache

Admin Configuration:

1. Go to store >> configuration >> Ipragmatech Extension>>Price Negotiator
2. Enable the extension if not.
3. Under “notification setting” select yes and enter valid email if admin wants to get notify if not the select No.
4. Under “Query expire setting” enter the time in hours for auto cancellation of query as shown in the below image.

The screenshot shows the Admin Configuration interface for the Price Negotiator extension. The left sidebar contains a navigation menu with the following items: IPRAGMATECH EXTENSION (expanded), IPRAGMATECH EXTENSION (collapsed), Price Negotiator (selected), TWILIO SETTING (collapsed), GENERAL (collapsed), CATALOG (collapsed), CUSTOMERS (collapsed), SALES (collapsed), and SERVICES (collapsed). The main content area is titled "General" and contains the following settings:

- General:** Enabled: Yes (dropdown menu), [STORE VIEW]
- Notification:** Admin Notificatin: No (dropdown menu), [STORE VIEW]
- Query Expire Setting:**
 - Admin No-response: 2 (input field), [STORE VIEW]
Query expire after admin not replied. (In hours!)
 - Customer No-response: 2 (input field), [STORE VIEW]
Query expire if customer not uses. (in hours!)

At the top right of the configuration area, there is a "Save Config" button. A "Store View: Default Config" dropdown is located at the top left of the main content area. A help icon with the text "What is this?" is also present.

- Now goto admin dashboard and select Price Negotiator. Here will be list of query as shown in the image.

The screenshot shows the 'Negotiator' admin interface. It features a sidebar with navigation options: DASHBOARD, SALES, BANNER BLOCK, PRICE NEGOTIATOR (highlighted), PRODUCTS, CUSTOMERS, MARKETING, CONTENT, and REPORTS. The main content area displays a table of 4 records. The table has columns for ID, Product ID, Product Name, Customer Name, Customer Price, Original Price, Owner Price, Coupon Code, Status, and Action. The records are as follows:

ID	Product ID	Product Name	Customer Name	Customer Price	Original Price	Owner Price	Coupon Code	Status	Action
7	729	Cassius Sparring Tank	Veronica Costello	15	18			Rejected	Edit
6	1417	Gabrielle Micro Sleeve Top	manish kumar	20	28	20	123456	Accepted	Edit
5	1417	Gabrielle Micro Sleeve Top	manish kumar	20	28	20	123456	Accepted	Edit
4	1417	Gabrielle Micro Sleeve Top	manish kumar	20	28	20	123456	Accepted	Edit

- On clicking edit link admin can reply to the ticket with the best price and status information. Also admin can reject the query.
- You are done.

Steps to make Product Quote Request query by customer:

- Customer will login to the store and select any product and goto detail page of the selected product.
- There will be a button to make a query to negotiate price as show in the following image



Tiffany Fitness Tee

★★★★☆ 3 Reviews [Add Your Review](#)

[Negotiate Price](#)

\$28.00

IN STOCK
SKU#: WS09

Please login to Negotiate price.

Color



Size



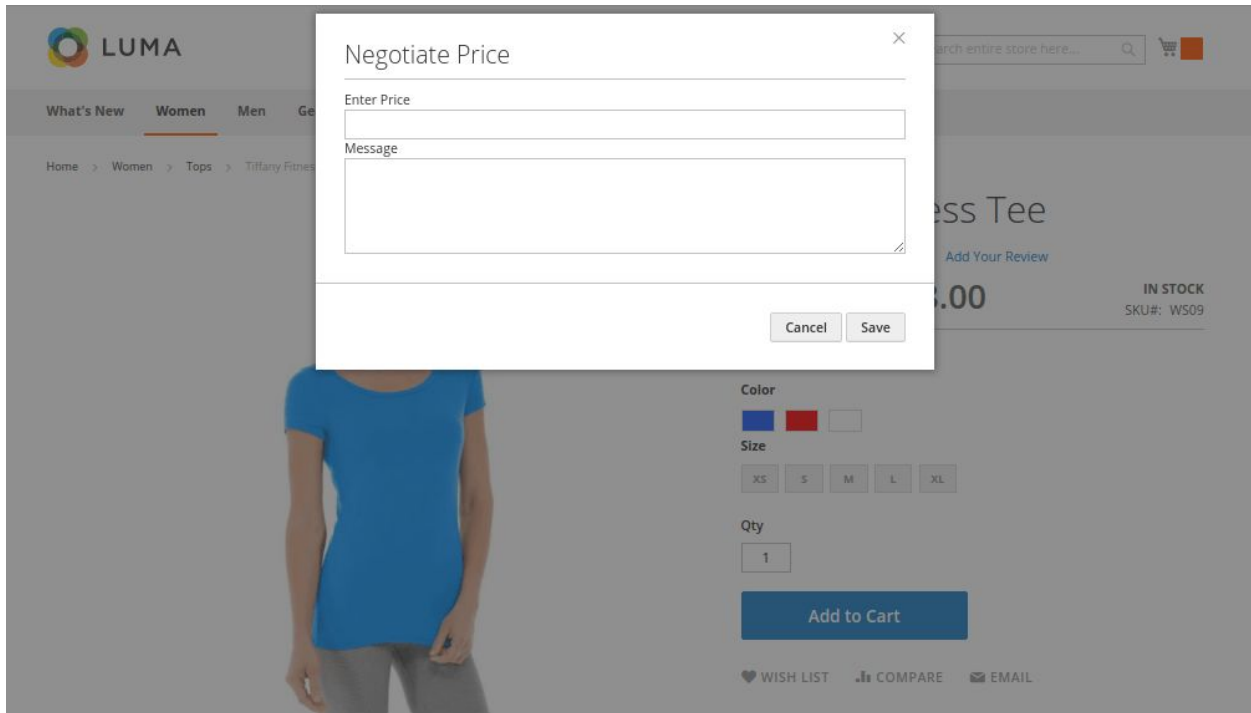
Qty

1

Add to Cart

 WISH LIST  COMPARE  EMAIL

3. Adding query information



4. Waiting for reply from admin

✔ Query have been sent to the vendor



Tiffany Fitness Tee

★★★★☆ 3 Reviews [Add Your Review](#)

Price Negotiation Query already sent. **\$28.00** **IN STOCK**
SKU#: WS09

Color



Size

Qty

[Add to Cart](#)

[WISH LIST](#) [COMPARE](#) [EMAIL](#)


5. Admin replied with a coupon code which can be used during checkout .

[What's New](#) [Women](#) [Men](#) [Gear](#) [Training](#) [Sale](#)

[Home](#) > [Women](#) > [Tops](#) > [Gabrielle Micro Sleeve Top](#)

✔ Query have been sent to the vendor



Gabrielle Micro Sleeve Top

★★★★☆ 3 Reviews [Add Your Review](#)

Price for You : 25 Use this coupon code# **\$28.00** **IN STOCK**
SKU#: WS02

TEST001

Color

Size

Qty

[Add to Cart](#)

[WISH LIST](#) [COMPARE](#) [EMAIL](#)