

# UPS Access Point Navigator for Magento 2.x

UPS Access Point Navigator allows customers to select UPS Access Point for delivery.

It works with standard Magento® checkout, or with one of onepage checkout extensions (like IWD Onepagecheckout, FireCheckout, etc.).

UPS Access Point Navigator based on UPS Locator API and UPS Locator plugin.

You can use Access Point Navigator separately (with default Magento® UPS module) or together with **UPS Shipping Manager Pro**, starting from 7.0 version.

The extension allows:

- Select between
  - Hold for Pickup at UPS Access Point and
  - UPS Access Point Delivery;
- Create for Access Point your own Shipping Methods as many as you want;
- Time-in-Transit – display the number of transit days for delivery by selected UPS service;
- Use your Negotiated rates;
- Enable Duty and Taxes;
- Assign for these shipping methods:
  - UPS Service,
  - Price (static or UPS price),
  - Allowed countries;
- Fully supports all features of UPS Shipping Manager Pro;

## System Requirements :

- CURL: no less than 7.19.7
- PHP: no less than 5.5
- OpenSSI: version no less than 1.0.1.
- Protocol TLSv1.2

## License :

Single Domain License: you can use this extension only on one domain, ie. on one Magento installation.

# Configuration of the UPS Access Point Navigator

Go to: Stores -> Configuration -> left menu column -> Sales -> Shipping Methods and open Access Point tab :  
Open:

## Configuration

Save Config

- Sales
- Sales Emails
- PDF Print-outs
- Tax
- Checkout
- Shipping Settings
- Multishipping Settings
- Shipping Methods**
- FedEx Shipping Labels
- UPS Shipping Labels
- DHL Shipping Labels
- Google API
- Payment Methods

### UPS Access Point

**Enabled** [website] Yes

**Shipping Methods for UPS Access Point** [store view] [Manage UPS Access Point shipping methods](#)

**Title** [store view] UPS Access Point  
Required field

**Type** [store view] UPS Access Point Delivery

**Select Used Module** [store view] UPS Shipping Manager Pro

**CSS** [store view]   
path to file

**Price format** [website] xx.yy

**Sort Order** [website] 12

**Import Shipping Methods (CSV)** [global]  Файл не выбран  
ups\_access\_point\_methods.csv  Delete File  
Allowed file type: csv.

**Export Existing Shipping Methods (CSV)** [global]

**Debug** [global] Yes

Here you can:

- **Enable or Disable of the UPS Access Point shipping method;**
- **Create new Shipping Methods for Access Point:**
  - Press link "Manage UPS Access Point shipping methods", new page will open,
  - Here you can create new method and see already created methods (see below);
- **Set a Title for it, which will show in checkout;**
- **Select Type of UPS Access Point delivery:**
  - Hold for Pickup at UPS Access Point - usually;
  - UPS Access Point delivery;

Note, that your UPS Account need to have special contracts for each of these Types:
- **Select used Module:**
  - Default Magento® UPS module (changes ship to address to AP address);
  - UPS Shipping Manager Pro (only this extensions allows to create real Access Point label);
- **CSS:** you can create CSS file for styles of popup with Access Points map;
- **Select price format from drop-down list;**
- **Import Shipping Methods:** upload CSV file with shipping methods for Access Point;
- **Export existing shipping methods:** download CSV file with existing shipping methods;  
This CSV file you can use as example.

# How to create new shipping methods for Access Point delivery:

- Create new Shipping Methods for Access Point:
  - Press link "Manage UPS Access Point shipping methods", new page will open,
  - Here you can create new method and see already created methods:

## UPS Access Point Shipping Methods

🔍 25 👤 grg ▾

[Add New Method](#)

Search

[Reset Filter](#)

Actions ▾

4 records found

20 ▾

per page

<

1


of 1

>

<input type="checkbox"/>	ID	Title	Name	UPS Shipping Method	Price	Min Order Amount	Max Order Amount	Min Weight	Max Weight	Min Qty	Max Qty	Store	Status
<input type="checkbox"/>	1	UPS Standart US	UPS Standart US	UPS Ground	0.00	0.00	0.00	0.00	0.00	1	1		Enabled
<input type="checkbox"/>	2	UPS Express US	UPS Express US	UPS Next Day Air	25.00	0.00	1000.00	0.00	0.00	1	2		Enabled
<input type="checkbox"/>	3	UPS Sandart EU	UPS Sandart EU	UPS Worldwide ExpressSM	30.00	0.00	0.00	0.00	0.00	0	0		Enabled
<input type="checkbox"/>	4	UPS Express EU	UPS Express EU	UPS Today Express Saver	50.00	0.00	1000.00	0.00	0.00	0	0		Enabled

Create new method:

METHOD

Method Information 

Method Information

Title \*   
It appears only in admin interface

Method name \*

UPS Shipping method \*

Price Source

Add extra price type

Add extra value

Negotiated rates

Time in transit

Add day

Minimum Order Amount

Maximum Order Amount   
If 0 then infinity

Minimum Order Weight

Maximum Order Weight   
If 0 then infinity

Minimum Product Quantity

Maximum Product Quantity   
If 0 then infinity

Minimum ZIP/Postal code

Maximum ZIP/Postal code

Duty and Tax

Allowed Countries \* 

- Afghanistan
- Åland Islands
- Albania
- Algeria
- American Samoa
- Andorra
- Angola
- Anguilla
- Antarctica
- Antigua & Barbuda

User groups 

- NOT LOGGED IN
- General
- Wholesale
- Retailer

Apply to Store

Free Shipping

Enabled

- Configuration of a new Shipping Method for UPS Access Point:
  - Title: will show in table of new shipping methods;
  - Method Name: will show in checkout;
  - Select UPS service for this Shipping Method;
  - Select Price Source for this Shipping Method; It can be Static or received from UPS
  - Set price if you choose Static price;
  - If you choose UPS price you can add to UPS price "Extra value" in percents or amount;
  - Negotiated rates - Yes, or No (you can use your own negotiated rates);
  - Time in Transit - if Yes - days in transit will be shown; You can add extra days to this value;
  - Set order's amount range for this method;
  - Set order's weight range for this method;
  - Set product's quantity range for this method;
  - Set ZIP/Postal codes range for this method;
  - Enable Duty and Taxes;
  - Select countries, where this method will be applicable;
  - Select user groups for this method;
  - Select store (if you use Multistore Magento installation) for this method;
  - Enable or disable free shipping for this method;
  - Enable or disable this method

# UPS Access Point on a Front Side

You can use Access Point Navigator in standard Magento® checkout, or with one of onepage checkout extensions (like IWD Onepagecheckout, FireCheckout, etc.).  
 For registered customers Access Point will be visible in checkout as separate shipping method(s).  
 If Customer is guest, Access Point shipping method(s) become visible after Customer fill his address.  
 In the standard Magento® checkout:

The screenshot shows the LUMA checkout interface. At the top, there is a search bar and a shopping cart icon with a '3' badge. Below the logo, a progress bar indicates the current step is 'Shipping' (marked with a checkmark) and the next step is 'Review & Payments' (marked with '2').

The 'Shipping Address' section displays three address options:

- Selected Address (highlighted with a red border and checkmark):** George Gerasimyak, 50 University Ave Ste 260, New York, New York 10101, United States, 380503360822.
- Address 2:** George Gerasimyak, Via Albalonga, 40, Roma, Roma 00183, Italy, 6387563545. Includes a 'Ship Here' button.
- Address 3:** George Gerasimyak, 106 Purley Downs Rd., South Croydon, London CR2, ORB, United Kingdom, 8509689486. Includes a 'Ship Here' button.

A '+ New Address' button is located below the address list.

The 'Order Summary' box on the right shows '1 Item in Cart'.

The 'Shipping Methods' section lists two options:

- \$60.51 UPS Standart US (5 day(s)) UPS Access Point
- \$73.99 UPS Express US (1 day(s)) UPS Access Point

A blue 'Next' button is positioned at the bottom right of the shipping methods section.

In one of OnePageCheckout :

# Fire Checkout

[Already registered? Login into your account](#)

### 1 BILLING ADDRESS

First Name \*  Last Name \*

Email Address \*

Company

Address \*

Zip/Postal Code \*  City \*

Country \*  State/Province

Telephone \*  Fax

Create account for later use  
 Sign up for our newsletter

Ship to the same address

### 2 SHIPPING METHOD

Flat Rate

Fixed \$5.00

UPS Access Point

UPS Access Point Standart EU \$5.99  
 UPS Access Point Express EU \$8.99

### 3 PAYMENT METHOD

Check / Money order  
 Credit Card (saved)

### 4 CHECKOUT REVIEW

Product Name	Price	Qty	Subtotal
Test	\$999.00	- 1 +	\$999.00
Subtotal			\$999.00
Shipping & Handling (Flat Rate - Fixed)			\$5.00
<b>Grand Total</b>			<b>\$1,004.00</b>

To select one of UPS Access Points, customer has to click on Access Point shipping method. UPS popup with map and list of available Access Points will open. Customer can select one of Access Points near his address point.



Default welcome msg!

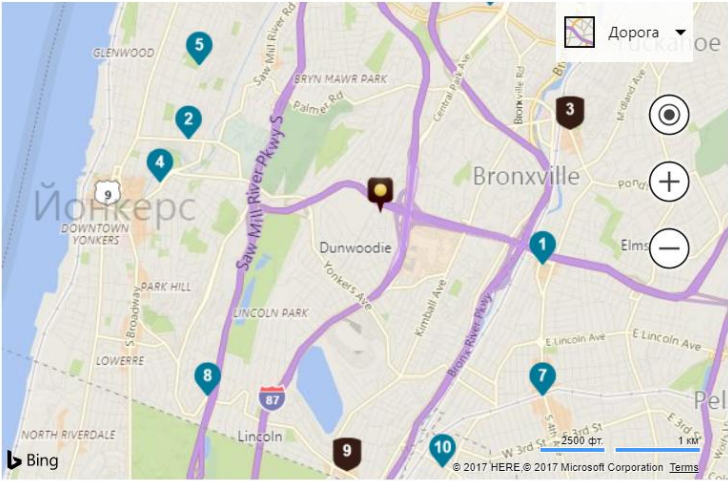
### Select Alternative Delivery Address

Select an alternate delivery location from the list below.

**UPS Access Point™ Locations Near:** [Edit](#)  
50 University Ave Ste 260  
New York, NY, 10101

#### Select a Location

-  1.29 MI  
**UPS Access Point™ MR. G NATURAL FOOD**  
29 W GRAND ST  
MOUNT VERNON, NY, 10552  
[View Details](#)
-  1.54 MI  
**UPS Access Point™ NATIONAL MULTI SERVICES INC**  
202 ASHBURTON AVE  
YONKERS, NY, 10701  
[View Details](#)



**Note:** Locations, hours of operation, and pickup times may change periodically. Please refer to the store hours for the location you select to ensure availability meets your needs.

**Location Filter Options:**

- Accept Payments
- Early Pickup Available
- Accepts Restricted Articles

Default welcome msg!

### Select a Location

**1** 1.29 MI

**UPS Access Point™**  
**MR. G NATURAL FOOD**  
29 W GRAND ST  
MOUNT VERNON, NY, 10552

[View Details](#)

[Select Location](#)

**2** 1.54 MI

**UPS Access Point™**  
**NATIONAL MULTI SERVICES INC**  
202 ASHBURTON AVE  
YONKERS, NY, 10701

[View Details](#)

« Previous 1-10 of 100 Next »

**Location Filter Options:**

- Accept Payments
- Early Pickup Available
- Accepts Restricted Articles
- UPS Access Point™ Locker

[Cancel](#)

[Select Location](#)

**UPS Access Point™**  
**NATIONAL MULTI SERVICES INC**  
202 ASHBURTON AVE  
YONKERS, NY 10701

Drop-off Times Hours Services

Deadline for Drop-Off		
	Air	Ground
Mon - Fri	5:00PM	5:00PM
Sat	-	-
Sun	-	-

Cross Street, Vineyard Avenue

[Driving Directions](#)

[Select Location](#)

**Note:** Locations, hours of operation, and pickup times are subject to change. Please check hours for the location you select to ensure availability.

After selection of location popup will close and this information about selected point will display in checkout:

**1**

Shipping

**2**

Review & Payments

### Shipping Address

George Gerasimyak

50 University Ave Ste 260  
New York, New York 10101  
United States  
380503360822

George Gerasimyak

Via Albalonga, 40  
Roma, Roma 00183  
Italy  
6387563545

[Ship Here](#)

George Gerasimyak

106 Purley Downs Rd.  
South Croydon, London CR2  
ORB  
United Kingdom  
8509689486

[Ship Here](#)

[+ New Address](#)

### Shipping Methods

- \$60.51** UPS Standart US (5 day(s)) UPS Access Point
- \$73.99** UPS Express US (1 day(s)) UPS Access Point

UPS Access Point: 202 ASHBURTON AVE , YONKERS, 10701

[Next](#)

### Order Summary

1 Item in Cart

Customer can complete checkout.

UPS Shipping Label will be created by settings of the main extension: [UPS Shipping Manager Pro](#) or default Magento® UPS module.