

User Guide

Mass Products Categories Updater

v2.0.6 For Magento 2 Extension

Official extension page: [Mass Products Categories Updater for Magento 2](#)

Document Index

<i>Mass Products Categories Updater location</i>	3
<i>How to use extension</i>	3
'Save Changes' mass action	4
'Category: Add', 'Category: Replace', 'Category: Remove' mass actions	5

Mass Products Categories Updater location

After installing you can find extension working space under 'Products' > 'Products Categories Manager' menu item.

The screenshot shows the Magento 2 admin interface. On the left, a sidebar menu is open, highlighting 'Products Categories Manager' under the 'Catalog' section. The main content area displays the 'Products Categories Manager' interface, which includes a search bar, a 'Reset Filter' button, and a table of products. The table has columns for Name, Type, SKU, Category ID's, Categories, Price, Status, Websites, and Edit. Three product rows are visible, each with a checkbox in the first column and an 'Edit' link in the last column.

Name	Type	SKU	Category ID's	Categories	Price	Status	Websites	Edit
<input type="checkbox"/>					From To USD			
Iksanika Running Short	Configurable Product	WSH12	28,34,2	Women / Bottoms / Shorts Erin Recommends	\$45.00	Enabled	Main Website	Edit
Iksanika Running Short-32-Red	Simple Product	WSH12-32-Red	28,34,2	Women / Bottoms / Shorts Erin Recommends	\$45.00	Enabled	Main Website	Edit
Iksanika Running Short-32-Purple	Simple Product	WSH12-32-Purple	28,34,2	Women / Bottoms / Shorts Erin Recommends	\$45.00	Enabled	Main Website	Edit

How to use extension

Extension inherited all general mass actions work flow of Magento 2. You have to select checkboxes in first column of the products grid for products which you would like to proceed, then select required mass action and click Submit button.

Mass Prices Updater has 4 predefined custom mass products actions which helps you to speed up management of relations between products in your product catalog:

- Save Changes
- Category: Add
- Category: Replace
- Category: Remove

Extension has 2 editable columns right in the products grid:




- Categories ID's
- Categories

'Save Changes' mass action

Those 2 columns allow you to specify '**Categories ID's**' values (with comma separator in case of multiple categories id's) for each particular product in the product grid. To do it you have to:

1. Specify new values in '**Categories ID's**' editable cells for required products, which shown as rows in products grid
2. Select checkboxes in first column for products, which should be updated
3. Select '**Save Changes**' mass action from mass actions dropdown
4. Click '**Submit**'. So extension will take all categories id's value from product grid and apply for all selected products.

The screenshot shows the 'Product Categories Manager' interface. At the top, there's a search bar and a user profile 'admin'. Below that, a 'Scope' dropdown is set to 'All Store Views'. A search bar contains 'Search terms' and a 'Search' button. A 'Reset Filter' link is also present. Below the search bar, there's a 'Submit' button and a message '2040 records found'. A pagination control shows '20 per page' and '1 of 102'. An 'Actions' dropdown menu is open, showing options: 'Save Changes' (checked), '*****Category*****', 'Category: Add', 'Category: Remove', and 'Category: Replace'. The main table has columns: Name, Type, SKU, Category ID's, Categories, Price, Status, Websites, and Edit. The table contains three rows of product data:

Name	Type	SKU	Category ID's	Categories	Price	Status	Websites	Edit
<input type="checkbox"/> 2040  Erika Running Short	Configurable Product	WSH12	<input type="text" value="28,34,2"/>	Women / Bottoms / Shorts Erin Recommends	\$45.00	Enabled	Main Website	Edit
<input type="checkbox"/> 2039  Erika Running Short-32-Red	Simple Product	WSH12-32-Red	<input type="text" value="28,34,2"/>	Women / Bottoms / Shorts Erin Recommends	\$45.00	Enabled	Main Website	Edit
<input type="checkbox"/> 2038  Erika Running Short-32-Purple	Simple Product	WSH12-32-Purple	<input type="text" value="28,34,2"/>	Women / Bottoms / Shorts Erin Recommends	\$45.00	Enabled	Main Website	Edit

'Save Changes' mass action is good when you need specify different values of '**Categories ID's**' columns for each particular product for list of products.

If you need to apply same category id value to list of products, you have to use '**Category: Add**', '**Category: Replace**' or '**Category: Remove**' mass products actions.

'Category: Add', 'Category: Replace', 'Category: Remove' mass actions

Depends on one of those selected mass action - it allows you to assign, re-assign or un-assign selected list of products from the products grid from/to specified category. To use this mass products actions you have to:

1. Select checkboxes from the products grid for products to which you would like to apply mass action
2. Select appropriate mass products action from mass products actions drop down
 - a. Add – to assign products to selected category
 - b. Replace – to re-assign products to specified category
 - c. Remove – to un-assign products from selected category
3. Specify category in 'Category:' drop down field
4. Click 'Submit'

The screenshot shows the 'Product Categories Manager' interface. At the top, there is a search bar and a 'Scope' dropdown set to 'All Store Views'. Below that is a search filter section with 'Search terms' and a 'Search' button. The main area shows a product grid with columns for ID, Image, Name, Type, SKU, Category ID's, Categories, Price, Status, Websites, and Edit. Three products are visible, with the first two selected (checkboxes checked). The 'Category: Add' dropdown is set to '.....Jackets [23]'. The grid shows the following data:

ID	Image	Name	Type	SKU	Category ID's	Categories	Price	Status	Websites	Edit
2040		Erika Running Short	Configurable Product	WSH12	28,34,2	Women / Bottoms / Shorts / Erin Recommends	\$45.00	Enabled	Main Website	Edit
2039		Erika Running Short-32-Red	Simple Product	WSH12-32-Red	28,34,2	Women / Bottoms / Shorts / Erin Recommends	\$45.00	Enabled	Main Website	Edit
2038		Erika Running Short-32-Purple	Simple Product	WSH12-32-Purple	28,34,2	Women / Bottoms / Shorts / Erin Recommends	\$45.00	Enabled	Main Website	Edit

Thank you!

Please, feel free to [contact our support team](#) if you have any questions.

Your feedback and recommendations are always welcome!

Official extension page: [Mass Products Categories Updater for Magento 2](#)