

# Magento 2 Extension -> Out Of Stock Last

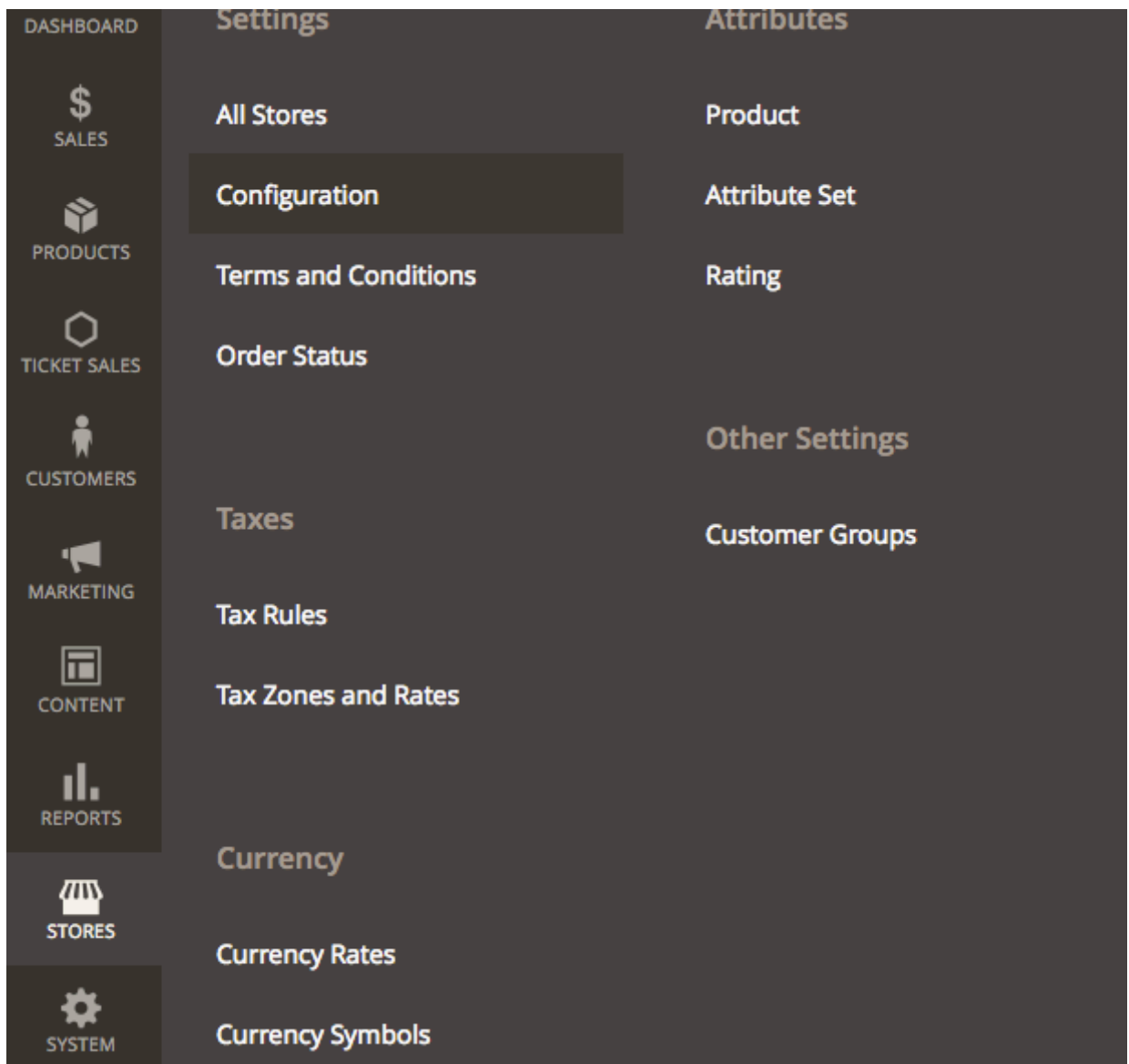
This FREE extension enables in the Magento 2.1 the feature of list the out of products in the end of every product list.

## Installation / Configuration

1 - Copy the extensions files to your root installation and execute the upgrade command in the bash to install the extension.

2 - Clear all Magento caches.

3 - Now you have to enable the store to show out of stock products, for this check [this link](#). After access Stores > Configurations



4 - Access Catalog > Out Of Stock Last, set the "Enabled" option to "Yes".

GENERAL ▼

CATALOG ▲

Out Of Stock Last

Catalog

Inventory

XML Sitemap







### Igorludgero - Out Of Stock Last

Enabled  ▼  
[website]

If you enable this option the products in the product list that don't have stock will be displayed in the last (Ex: category and search pages).

5 - Clear all Magento caches.

6 - Now the extension is working.

|  |  |   |   |
|--|--|---|---|
|  |  |  |   |
| <b>produto 3</b><br>R\$199,00  | <b>produto 0</b><br>R\$100,00  | <b>produto 1</b><br>R\$100,00   | <b>produto 2</b><br>R\$99,00  |
|  |  |   | <b>Out of stock</b>   |

If you have any questions you can contact me on my email or website: [igor@igorludgero.com](mailto:igor@igorludgero.com) - <https://www.igorludgero.com/>