

G  **NBOX**

What is GINBOX?

GINBOX offers an option to eCommerce customers to autofill shipping & billing address with unique GINBOX number on websites built with Magento 2 platform. Unique GINBOX number is created and synced with shipping address by customer on ginbox.io website. It enhances the user experience with faster checkout. This feature on Magento 2 website will pull more traffic as it makes the checkout process faster and smooth. The websites will also get benefited as it will eliminate the shipping address mistakes by online shoppers.

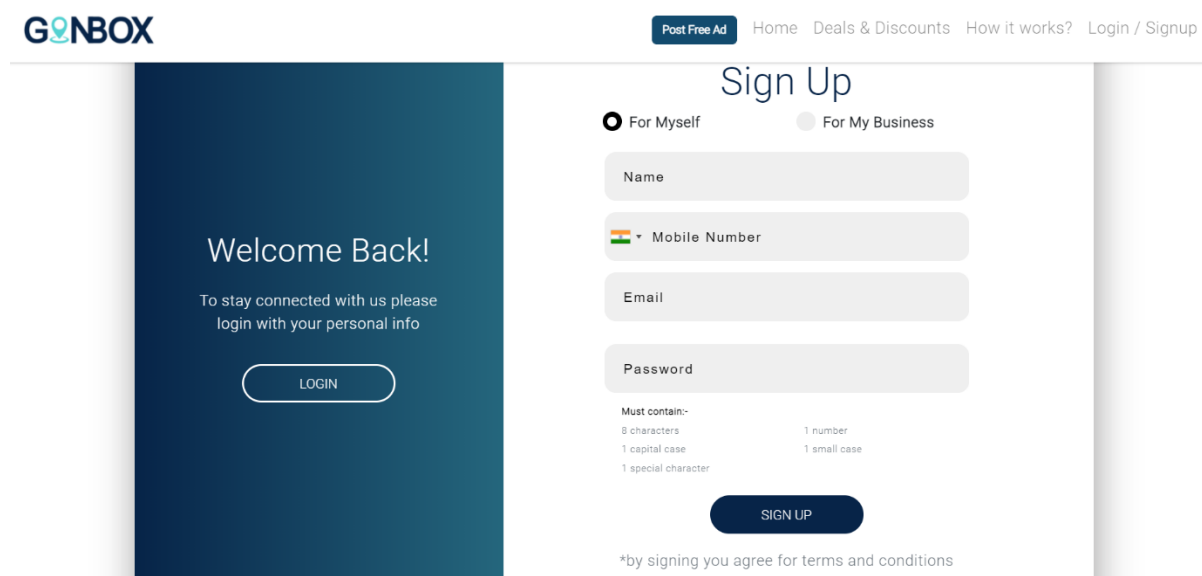
This is an additional option in addition to existing manual typing of shipping address and hence in no way affects the existing checkout process of websites. More details can be found at : <https://www.youtube.com/watch?v=79Z7I9DRbSI>
<https://docs.ginbox.io/>

Features:

1. GINBOX number is unique number which remains with User. Its 8–10-digit alphanumeric code generated and selected by user based on availability. No special character or space is allowed while creating GINBOX.
2. User can have multiple GINBOX numbers synced with based on his requirements.
3. User would sync and can edit GINBOX number with his physical address so that long address is represented by a short code.
4. Its GLOBAL in nature, i.e., user can sync any of his address in the world with GINBOX.
5. User can enable privacy with his GINBOX number while creating GINBOX.
6. User can use his GINBOX number on websites using Magento 2 Plugin (and other Plugins) and other customised CMS.


Creating GINBOX by user

1. User visits <https://www.ginbox.io/> .
2. Create his account for Personal GINBOX.



The screenshot displays the GINBOX website interface. On the left, a dark blue vertical panel contains the text "Welcome Back!" and "To stay connected with us please login with your personal info", with a "LOGIN" button below. On the right, the "Sign Up" form is visible, featuring radio buttons for "For Myself" (selected) and "For My Business". The form includes input fields for "Name", "Mobile Number" (with a dropdown menu), "Email", and "Password". Below the password field, requirements are listed: "Must contain:- 8 characters, 1 capital case, 1 special character, 1 number, 1 small case". A "SIGN UP" button is at the bottom of the form, with a note: "*by signing you agree for terms and conditions". The top navigation bar includes the GINBOX logo, a "Post Free Ad" button, and links for "Home", "Deals & Discounts", "How it works?", and "Login / Signup".

3. User ADD address on ADDRESS box and choose a GINBOX number





Ajay

Personal GINBOX

- My Profile
- My Address Book
- GINBOX Card

Add Your Address

📍 Search Location OR  Auto Detect My Location



Country State

City Pincode/Area

Click to fetch the above details

Fetch Address From Map

Address 1 *

First Name * Last Name *

Mobile No.* Email *

Mark this as your Primary Address?
 Yes No

Privacy (Enable this to hide your address/location from the public)
 Yes No

Sync your preferred GINBOX Number with this address

Search your preferable Ginbox Number **Check Availability**

* Only Alphanumeric characters allowed. (Min:8, Max:10)

Save Address

4. Now User can use the GINBOX number on all website using Magento 2 plugin or other form of integrations.

GINBOX for Magento 2

Steps:

1. Install GINBOX plugin from Magnto 2 Market place.
2. Create a business account with <https://www.ginbox.io/>
3. Fill all the details along with Server IP address (IPV4)
4. You will see the token on “My Website Access Key”
5. Copy the Access Key and Paste in specific place on your Magento 2 admin page.
6. Enable GINBOX plugin.

Screenshots:

1. Adds GINBOX address search and validation to address forms on User shipping address .

The screenshot displays the 'Shipping Address' form in a Magento 2 checkout process. At the top, a progress bar shows 'Shipping' as the active step and 'Review & Payments' as the next step. The form includes the following fields:

- Email Address:** ajay100@gmail.com
- GINBOX Number:** Ajayhome
- Search:** A blue button to search for the GINBOX number.
- First Name:** Ajay
- Last Name:** Gupta
- Company:** (Empty field)
- Street Address:** 156
- City:** Gurgaon
- State/Province:** Haryana
- Zip/Postal Code:** 122001
- Country:** India
- Phone Number:** +919871134521

Below the address fields is the 'Shipping Methods' section, which shows a selected method for '\$5.00' and options for 'Fixed' and 'Flat Rate'. A 'Next' button is located at the bottom right of the form. On the right side of the page, an 'Order Summary' box shows '1 Item in Cart' with a 'Fusion Backpack' priced at '\$59.00'.

2. Adds GINBOX address search and validation to address forms on User billing address .

Check / Money order

My billing and shipping address are the same

Get all details auto-filled with GINBOX number ?

First Name *

Last Name *

Company

Street Address *

City *

State/Province *

Zip/Postal Code *


Country *

Phone Number *

Order Summary

Cart Subtotal	₹59.00
Shipping Flat Rate - Fixed	₹5.00
Order Total	₹64.00

1 Item in Cart ^



Fusion Backpack
Qty: 1
₹59.00

Ship To: ✎

Ajay Gupta
I-56
Gurgaon, Haryana 122001
India
[+919871134531](tel:+919871134531)

Shipping Method: ✎

Flat Rate - Fixed

Configuration :

After installation is complete you will need to apply your API Key from your GINBOX account.

A guide on creating an GINBOX account can be found here:

<https://www.ginbox.io/>

The administration page can be found at Stores Menu -> Configuration -> GINBOX Smart Address Tab -> Settings. You can apply your API Key on the configuration dashboard.

Configuration Options :

- Enabled GINBOX Smart Address : Enable or disable extension altogether.
- Token : The API Key Token is required to verify your account for account validation. This can be found on your account dashboard on <https://www.ginbox.io/>.

Support:

We have dedicated support emails for the users who have created GINBOX on [ginbox.io](https://www.ginbox.io) and the website owners using the Magento 2 Plugin.

For Users : support@ginbox.io
 Website owners : partner@ginbox.io
 Phone Number : +91 81789 86722 (Monday – Friday 10 am – 5 PM IST)

Our response time is within 24 hours of working days to any support request we receive.