



FME EXTENSIONS



EXTENSION FOR MAGENTO 2

USER GUIDE



INTENDED AUDIENCE

The content of this document is designed to facilitate the users -managers, supervisors, and others of **Who Bought This Also Bought** Extension for Magento 2. A step by step instruction has been added to this document to help users to install the extension on Magento 2.

This extension will only work on Magento 2. As a safe practice always backup your files and database before installing any extension on Magento. If you are looking for someone to install the extension, we can do it for you as well. Just go to the following link and let support know the order id to expedite the installation process.

Once you have installed please see the User Guide to help you understand how to use the extension to its full capacity. If you still have questions feel free to contact us on our website.



TABLE OF CONTENTS

INTENDED AUDIENCE..... 2

USER GUIDE..... 4

HOW TO CONFIGURE THE EXTENSION 4

DISCLAIMER 13



USER GUIDE

After installation of the extension, make sure the setup is upgraded and static-contents are deployed. Login to the admin panel and flush your Magento cache storage.

HOW TO CONFIGURE THE EXTENSION

At the back end, go to [FME EXTENSIONS > Configurations](#). Here you will find the following.

WBTAB > GENERAL SETTINGS

- **Hide Out of Stock:** Options to Hide / Unhide Out of Stock Products in the slider by selecting Yes/No
- **Store Views:** Choose the store views on which slider will be shown e.g. Default Store View
- **Customer Groups:** Choose one or more customer groups to which slider will be shown:
 - Not Logged In
 - General
 - Whole Seller
 - Retailer
- **Order Statuses:** Show products in slider on the basis of order status:
 - Completed
 - Pending
 - Processing and many more options and so on



General Settings

Hide Out of Stock
[global] No

Store Views
[global] Default Store View

Customer Groups
[global] NOT LOGGED IN
General
Wholesale
Retailer

Order Statuses
[global] Completed
Pending
Processing



WB TAB > PRODUCT PAGE SETTINGS

- **Enable Slider:** Option to Enable / Disable slider on product page
- **Title:** Set title to appear on the products' slider as heading
- **Items in Slider:** Set the limit of items to appear on product page slider
- **No. of Products:** Set the limit of products to display in the slider
- **Display Options:** Specify options to display with products in slider:
 - Add to cart
 - Rating
 - Add to wish list
 - Product price
- **View Type:** Choose any of the products view type among Slider and Grid
- **Position:** Select the display position of the slider on the product page
 - Before Native Related Block
 - After Native Related Block
 - Sidebar Top
 - Sidebar Bottom
 - And so on
- **Disable Upsell:** Select yes/no to enable/disable upsell products
- **If No WB TAB:** Option to proceed in a scenario when there is no WB TAB (Who Bought This Also Bought):
 - Random Products
 - Show Slider



If No WB TAB
[global]

Random Products

Random Products

Hide Slider

Product Page Settings

Enable Slider
[global] Yes

Display Options
[global]

Add To Cart

Rating

Add To Wishlist

Product Price

Title
[global] Who Bought this Also Bought

No of Products
[global] 10

View Type
[global] Slider

Items in Slider
[global] 4

Position
[global] Content Bottom

Disable Upsell
[global] No



WB TAB > CATEGORY PAGE SETTINGS

- **Enable Slider:** Option to Enable / Disable slider on category page
- **Title:** Set title to appear on the products' slider as heading
- **Items in Slider:** Set the limit of items to appear on category page slider
- **No. of Products:** Set the limit of products to display in the slider
- **Display Options:** Specify options to display with products in slider:
 - Add to cart
 - Rating
 - Add to wish list
 - Product price
- **View Type:** Choose any of the products view type among Slider and Grid
- **Position:** Select the display position of the slider on the category page
 - Content Top
 - Content Bottom
 - Sidebar Top
 - Sidebar Bottom
- **If No WB TAB:** Option to proceed in a scenario when there is no WB TAB (Who Bought This Also Bought):
 - Random Products
 - Show Slider



If No WB TAB
[global]

Random Products

Random Products

Hide Slider

Category Page Settings

Enable Slider
[global] Yes

Display Options
[global]

- Add To Cart
- Rating
- Add To Wishlist
- Product Price

Title
[global] BestSellers In the Category

No of Products
[global] 10

View Type
[global] Slider

Items in Slider
[global] 1

Position
[global] Sidebar Top



WB TAB > CART PAGE SETTINGS

- **Enable Slider:** Option to Enable / Disable slider on the cart page
- **Title:** Set title to appear on the products' slider as heading
- **Items in Slider:** Set the limit of items to appear on cart page slider
- **No. of Products:** Set the limit of products to display in the slider
- **Display Options:** Specify options to display with products in slider:
 - Add to cart
 - Rating
 - Add to wish list
 - Product price
- **View Type:** Choose any of the products view type among Slider and Grid
- **Position:** Select the display position of the slider on the cart page
 - Before Native Cross-sells Block
 - After Native Cross-sells Block
 - Sidebar Top
 - Sidebar Bottom
- **Disable Cross-sell:** Select yes/no to enable/disable cross-sell products
- **If No WB TAB:** Option to proceed in a scenario when there is no WB TAB (Who Bought This Also Bought):
 - Random Products
 - Show Slider



If No WB TAB
[global]

Random Products

Random Products

Hide Slider

Cart Page Settings

Enable Slider
[global] Yes

Display Options
[global]

- Add To Cart
- Rating
- Add To Wishlist
- Product Price

Title
[global] Who Bought this Also Bought

No of Products
[global] 10

View Type
[global] Slider

Items in Slider
[global] 4

Position
[global] Content Top

Disable Cross-sell
[global] No




FRONTEND

After configuring the extension and saving the changes, customers will see frequently bought together products on products and category pages as shown below.

FRONTEND – PRODUCT PAGE

Home > Gear > Bags > Crown Summit Backpack



Crown Summit Backpack

Be the first to review this product




\$38.00 IN STOCK
SKU#: 24-MB03

Qty:

[Add to Cart](#)

[ADD TO WISH LIST](#) [ADD TO COMPARE](#)

Customers Also Bought

| | | |
|--|--|---|
|  Joust Duffle Bag \$34.00 Add to Cart ADD TO WISH LIST ADD TO COMPARE |  Strive Shoulder Pack \$32.00 Add to Cart ADD TO WISH LIST ADD TO COMPARE |  Crown Summit Backpack \$38.00 Add to Cart ADD TO WISH LIST ADD TO COMPARE |
|--|--|---|



FRONTEND – CATEGORY PAGE

Home > Gear > Bags


Items 1-12 of 14

Sort By Position


Bags

Shopping Options


- SALE
- NEW
- ERIN RECOMMENDS
- PERFORMANCE FABRIC
- PRICE
- FEATURES
- STRAP/HANDLE
- MATERIAL
- STYLE
- ACTIVITY
- COLOR




Crown Summit Backpack
★★★★★ 3 Reviews
\$38.00



Wayfarer Messenger Bag
★★★★★ 3 Reviews
\$45.00




Rival Field Messenger
★★★★★ 2 Reviews
\$45.00




Impulse Duffel
★★★★★ 3 Reviews
\$74.00

Best Sellers


<




Affirm Water Bottle
\$7.00
[Add to Cart](#)




Yoga Adventure
\$22.00
[Add to Cart](#)



Luma Yoga For Life
\$0.00
[Add to Cart](#)



Solo Power Circuit
\$14.00
[Add to Cart](#)



Sprite Foam Roller
\$19.00
[Add to Cart](#)

>

DISCLAIMER

It is highly recommended to back up your server files and database before installing this module.

No responsibility will be taken for any adverse effects occurring during installation.

It is recommended you install on a test server initially to carry out your own testing.

13 USER GUIDE