



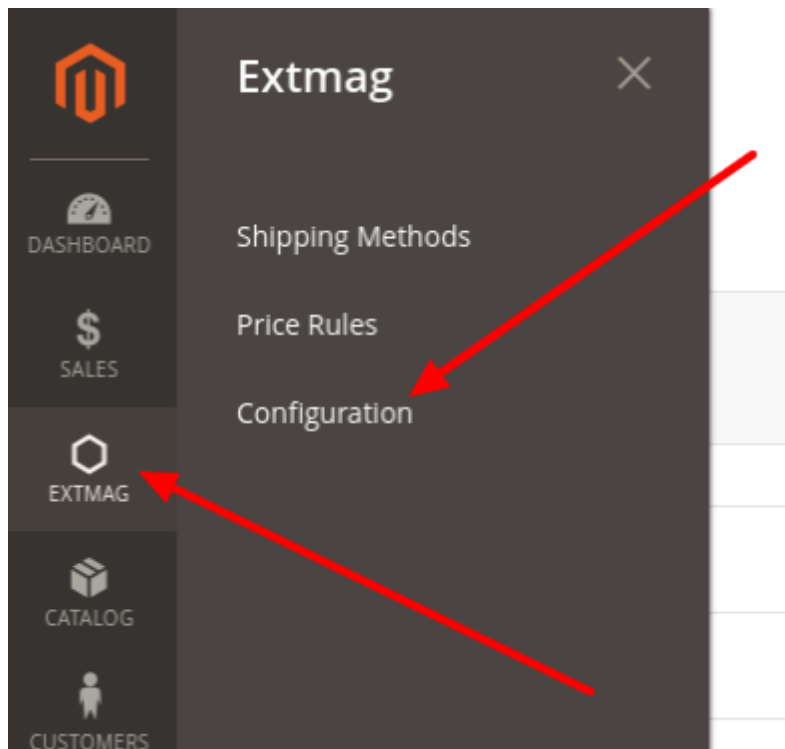
User Guide of Extended Shipping Rates Pro for Magento 2.x

Contents

1. Configuration
2. Using shipping methods

Configuration

To configure the extension, go to Extmag -> Extended Shipping Rates -> Configuration



In the Extended Shipping Rates group, you need to turn on the module and fill in the Title. The title can be changed for each shipping method.

Extended Shipping Rates



Enabled for Checkout
[website] Yes Use system value

Title
[store view] Extmag Exrates

Sort Order
[website] 2

Export
[global]

Import
[global] No file chosen
Import from CSV

Debug
[store view] Yes

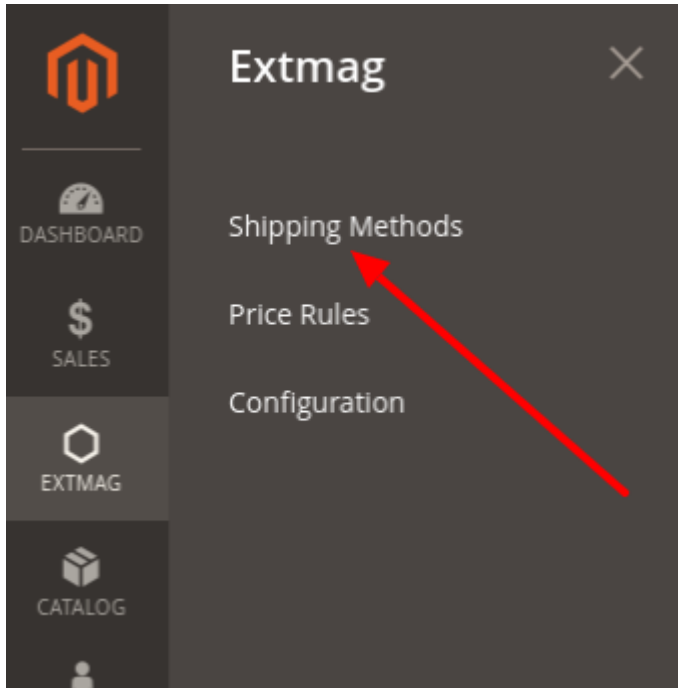
If your store is in developer mode you set Debug to Yes.

If necessary, you can import or export shipping methods.

Using Shipping methods

Create a shipping method

To create the shipping method, go to Extmag -> Extended Shipping Rates -> Shipping Methods



Click the “Add New Shipping Method” button

Extended Shipping Methods 🔍 65 👤 admin ▾

Add New Shipping Method

Filters Columns ▾

Actions ▾ 2 records found 20 ▾ per page < 1 of 1 >

<input type="checkbox"/>	ID	Description	Title	Title of Carrier	Active	Price	Free Shipping	Application Frequency	Date From	Date To	Days of Week	Created	Updated
<input type="checkbox"/>	1	First static method	Static method	Extmag Flat Rate	Yes	23.00	No	Annually	Dec 1, 2020	Dec 3, 2020	Tuesday, Wednesday, Thursday, Friday	Nov 24, 2020 1:32:12 PM	Dec 2020 1:5: PM

Fill in the required fields and save the shipping method


Description *

Title *

Title of Carrier

Active * Yes


Price *

Websites * **Main Website Store** 
 Default Store View

Customer Groups * NOT LOGGED IN
 General
 Wholesale
 Retailer

Apply Cart Price Rules (Free Shipping) No
 Cart Price Rules apply after calculating the price via the Extrmag module

Logo
 Maximum file size: 2 MB. Allowed file types: PNG, GIF, JPG.


[Browse to find or drag image here](#)

Description - description of shipping method for admin. The description has to be unique.

Title - this field is the name of the shipping method that the buyer sees when placing an order at the shipping stage.

Title of Carrier - this field is the name of the carrier. The field overwrites the Title setting from the module configuration.

Active - Activate or deactivate the shipping method at checkout.

Price - it is the price of shipping.

Websites - select stores for which this method will be applied.

Customer Groups - select customer groups for which this method will be applied.


Apply Cart Price Rules (Free Shipping) - if you have customized cart rules for free shipping and you want to apply them to this method, then enable this option.

Logo - upload a logo to be displayed next to the name of the shipping method

Conditions

Apply the rule only if the following conditions are met (leave blank for all items).

If **ALL** of these conditions are **TRUE** :


Subtotal greater than 1 



Conditions - you can customize the rules for displaying the shipping method on the checkout page for many parameters, adding as many rules as you need.

Price Actions



 Filters

2 records found (2 selected)

20




per page



1

of 1



	Title	Price	Active
<input checked="" type="checkbox"/>	qqq	+20%	Yes
<input checked="" type="checkbox"/>	www	-10%	Yes

Price Actions - final price formation rules. The rules are independent of each other. The lowest price is chosen. The creation of the Price Action will be shown below.

Date and Time Restrictions - displaying delivery methods only on specific dates or in a specific time period. Cyclic events are supported.

Date and Time Restrictions

Application Frequency

Not use



Date From

12/1/2020 05:07



Date To

05/10/2022 20:4



Days of Week

Sunday

Monday

Tuesday

Wednesday

Thursday

Friday

Application Frequency - the frequency of the date to display the shipping method.

Not use - not use limits by date and time

Once - show the shipping method only during that date span without yearly repeats.

Daily - show the delivery method at a certain time of the day every day.

Monthly - show the delivery method at a certain time interval of a day on a strictly selected interval of days in a month.

Annually - show the method of delivery at a certain time interval of the day in a strictly selected interval of days and months of the year.

Date From - start date and time of delivery method display.

Date To - the end date and time of the shipping method display.

Days of Week - if at least one item from the list is selected, then the delivery method will be shown only on these days of the week.

Other Options

Allowed areas *

Frontend + Admin

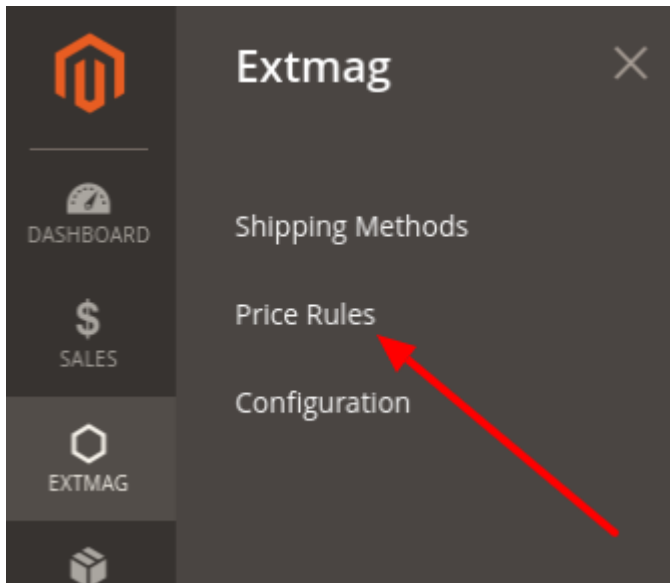


Allowed areas - This option allows you to show shipping methods in specific areas.

Frontend + Admin - show method on both areas admin and frontend.
Admin only - the shipping methods show in admin only.

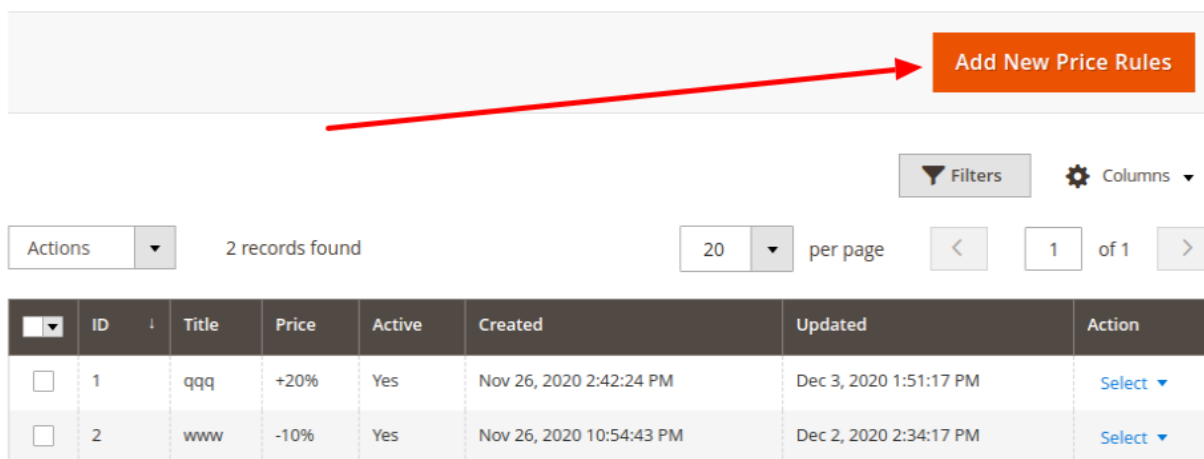
Create a Price Rule

To create the price rule, go to Extmag -> Extended Shipping Rates -> Price Rules



Click the "Add New Price Rules" button

Extended Price Rules

A screenshot of the 'Extended Price Rules' page. At the top right, there is a search icon, a notification bell with '65', and a user profile 'admin'. Below this is a large orange button labeled 'Add New Price Rules' with a red arrow pointing to it. Underneath the button are 'Filters' and 'Columns' options. Below that is a table with 2 records found, showing 20 per page. The table has columns for ID, Title, Price, Active, Created, Updated, and Action. The data rows are:

ID	Title	Price	Active	Created	Updated	Action
1	qqq	+20%	Yes	Nov 26, 2020 2:42:24 PM	Dec 3, 2020 1:51:17 PM	Select
2	www	-10%	Yes	Nov 26, 2020 10:54:43 PM	Dec 2, 2020 2:34:17 PM	Select

Fill in the required fields and save the price rule

Title *

Price *


For example: empty, 0, 20, -20, -10%, +20, +20%, min20, max20. If empty then it uses carrier rates. Allowed symbols: 0-9.-+%mniax. Indicate in base currency

Active * Yes

Conditions

Apply the rule only if the following conditions are met (leave blank for all items).

If **ALL** of these conditions are **TRUE** :

Subtotal **greater than 200** 



Title - the name of the price rule.

Price - it is a number or price pattern. If just a number is specified. The shipping method price will be replaced by the number entered here. If you entered a template in this field, then the actions according to the template will be applied to the shipping price.

Conditions - the rules under which this price rule will be applied.

Date and Time Restrictions - displaying delivery methods only on specific dates or in a specific time period. Cyclic events are supported.

Date and Time Restrictions

Application Frequency

Not use



Date From

12/1/2020 05:07



Date To

05/10/2022 20:4



Days of Week

Sunday

Monday

Tuesday

Wednesday

Thursday

Friday

Application Frequency - the frequency of the date to display the shipping method.

Not use - not use limits by date and time

Once - show the shipping method only during that date span without yearly repeats.

Daily - show the delivery method at a certain time of the day every day.

Monthly - show the delivery method at a certain time interval of a day on a strictly selected interval of days in a month.

Annually - show the method of delivery at a certain time interval of the day in a strictly selected interval of days and months of the year.

Date From - start date and time of delivery method display.

Date To - the end date and time of the shipping method display.

Days of Week - if at least one item from the list is selected, then the delivery method will be shown only on these days of the week.

Price patterns

empty (blank): leave blank if you do not want to apply an additional price to the base shipping price.

0: the shipping method becomes free.

20: enter any price and this price will be shown instead of the base shipping price.

-20: enter a number with a minus sign in front and the base price will be reduced by the number entered.

+20: enter a number with a plus sign in front and the base price will be increased by the number entered.
-10%: enter a number with a minus sign in front and a percentage sign at the end, and the base price will be reduced by a percentage equal to the entered number.
+20%: enter a number with a plus sign in front and a percentage sign at the end, and the base price will be increased by a percentage equal to the entered number.
max20: enter a number with a "max" prefix in front and the final price will be less than or equal to this number.
min20: enter a number with a "min" prefix in front and the final price will be greater than or equal to this number.
Numbers 20 and 10 are given as an example. In your case, these can be any numbers.

Displaying the shipping method on the checkout page

The screenshot shows a checkout page with the following elements:

- Address Selection:** A dropdown menu is open, showing a selected address for Lucas Vendal in the Netherlands. The address details are: Lucas Vendal, Herenweg 196, Egmond-Binnen, Noord-Holland 1935 AH, Netherlands, 06-16612975. To the right of the dropdown, the address is repeated: Lucas Vendal, 180 Schoolhouse Road, TOLLESON, Arizona 85353, United States, 11332032780. A "Ship Here" button is located below the address details.
- + New Address:** A button to add a new address is located below the address selection.
- Shipping Methods:** A section titled "Shipping Methods" shows two options: "Static method 2" (selected with a radio button) for \$38.70, and "Extmag Flat Rate".
- Next Button:** A blue "Next" button is located at the bottom right of the page.