

Products With Images Sorted First

User Guide



ELTRINO SUPPORT:

+1 702 727 37 38

+3 80 96 648 648 3

support@eltrino.com

One or more of the Cache Types are invalidated: Page Cache, Configuration. Please go to [Cache Management](#) and refresh cache types. System Messages: 1

Configuration

Scope: Default Config ? Save Config

- GENERAL
- CATALOG
- SECURITY
- CUSTOMERS
- ELTRINO EXTENSIONS**
- SALES
- YOTPO
- ENGAGEMENT CLOUD

Products with Images Sorted First

Enabled [store view] No

Products with Images Sorted First (Admin Panel)

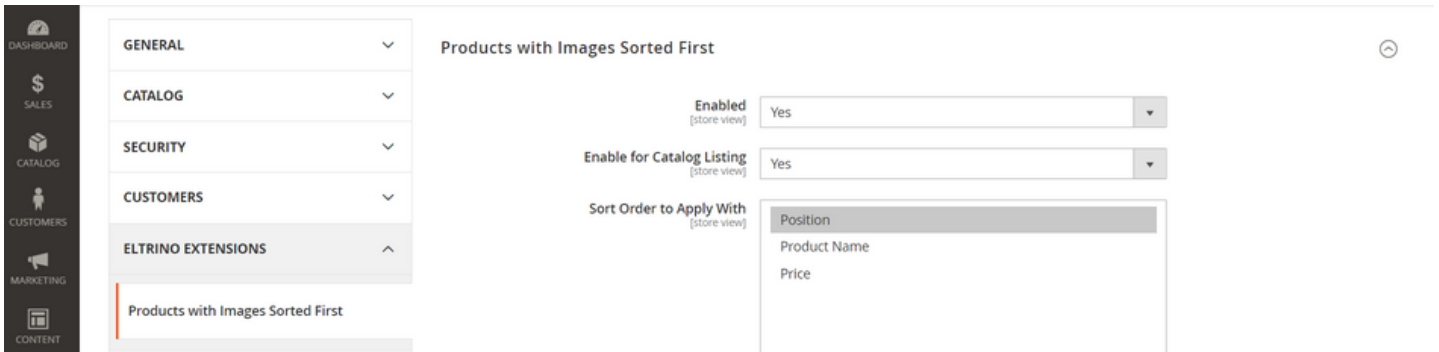
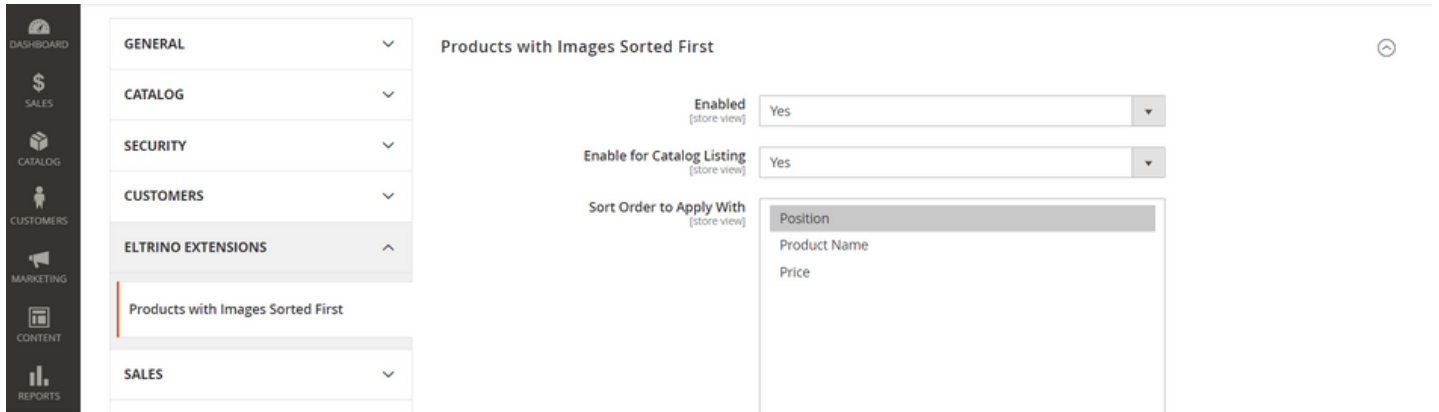
ENABLE EXTENSION

Stores → Settings → Configuration → Eltrino Extensions → Products With Images Sorted First → Enabled → Yes

To set up a proper view of Customers Now Online it's possible to turn on (turn off) checking for old data in Magento database.

Fulfill the List of bots (User Agent manes) to sift out relevant from irrelevant data.

Fulfill List of IPs - these IP addresses are going to be designated as bots. Both specific IP addresses as well as subnet masks (x.x.x/x) can be specified in this list.



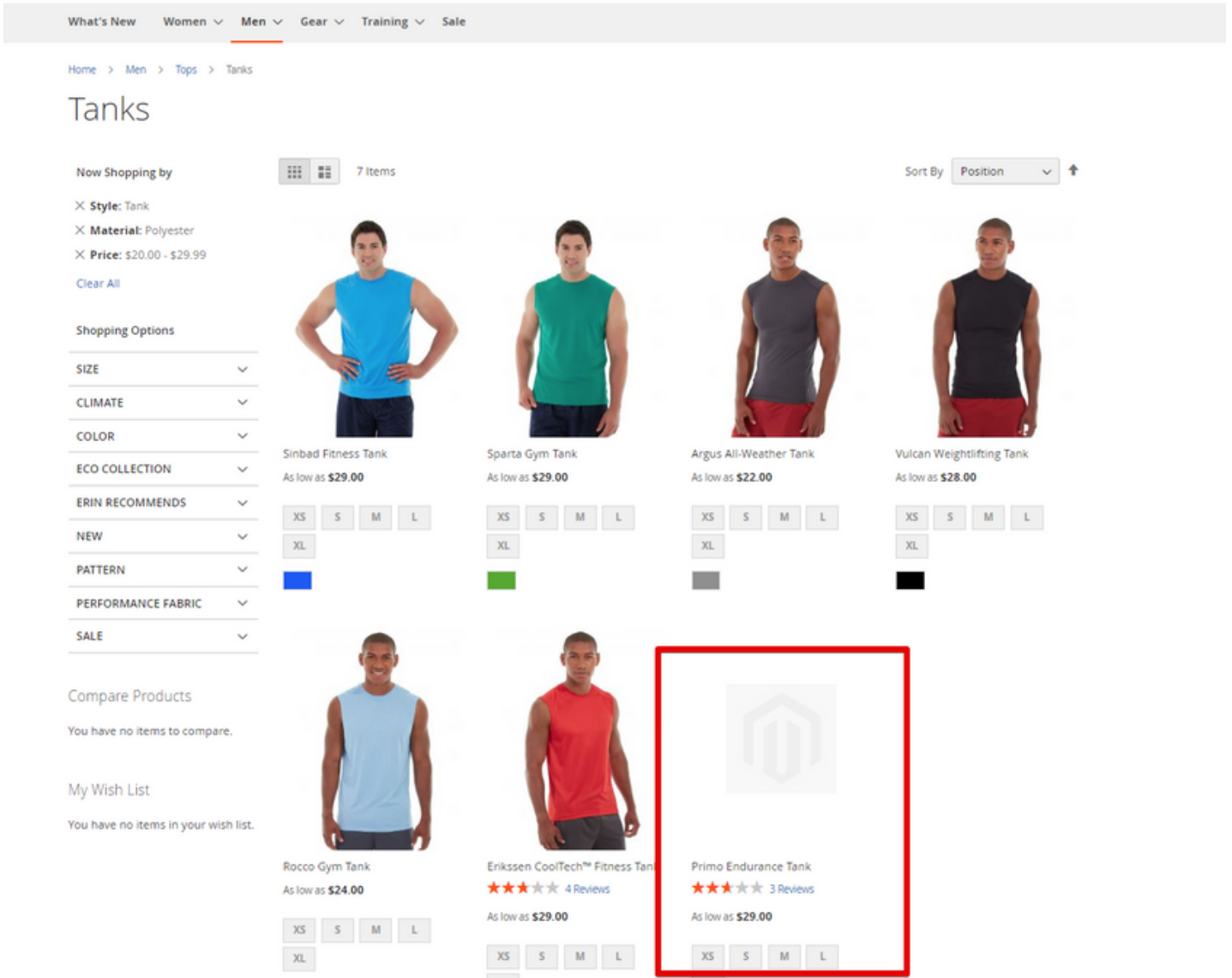
Products With Images Sorted First (Admin Panel)

CONFIGURATION

Stores → Settings → Configuration → Eltrino Extensions → Products With Images Sorted First → Enabled → Yes
Enable for Catalog Listing → Yes/No → Enable for Search Results and Tags → Yes/No

Enable for Catalog Listing (Yes) → Sort Order to Apply With (Position/Product Name/ Price)

Enable for Search Results and Tags (Yes) → Sort Order to Apply With (Relevance/Product Name/ Price)



Products With Images Sorted First (Store Front)

RESULT

Store Front

Catalog result view for catalog and search pages (configurable) outputting items with images to the top of the result set. This handy feature works great for web stores with large data sets and lots of products with missing images. The plugin also allows effecting on specific filters, stores, search vs category.