



# Installation Guide

**for Magento 2**

1. Choose the installation method.

### **1.1 Using Module Manager from the Magento Admin.**

1.1.1 Log into your Magento 2 admin area.

1.1.2 Then, follow the steps described here:

<http://devdocs.magento.com/guides/v2.2/comp-mgr/module-man/compman-start.html>

### **1.2 Downloading and pasting method.**

1.2.1 Press "Download" to download a module zip file.

1.2.2 Connect to your server via FTP or SSH.

1.2.3 Change your directory to your magento 2 root.

1.2.4 Create folder "DragDropr" under ``<magento2-root>/app/code``

1.2.5 Create folder "Magento2" under ``<magento2-root>/app/code/DragDropr``

1.2.6 extract the module zip file in the folder ``<magento2-root>/app/code/DragDropr/Magento2``

1.2.7 Connect to your server via SSH.

1.2.8 Execute the following commands:

1.2.8.1 *change directory to your magento 2 root folder* - ``cd <magento2-root>``

1.2.8.2 *enable maintenance mode* - ``php bin/magento maintenance:enable``

1.2.8.3 *enable the module* - ``php bin/magento module:enable DragDropr_Magento2``

1.2.8.4 *upgrade database with module information* - ``php bin/magento setup:upgrade``

1.2.8.5 *deploy static view file where `<locale-list>` is list with all the languages your store uses, for example, `de_DE en_US`* - ``php bin/magento setup:static-content:deploy <locale-list>``

1.2.8.6 *clean the cache* - ``php bin/magento cache:clean``

1.2.8.7 *disable maintenance mode* - ``php bin/magento maintenance:disable``

### **1.3 Installing using a composer.**

1.3.1 Select "Technical details" under the "Download" button.

1.3.2 Copy "Component name".

1.3.3 Connect to your server via SSH.

1.3.4 Execute the following commands:

1.3.4.1 change directory to your magento 2 root folder - ``cd <magento2-root>``

1.3.4.2 enable maintenance mode - ``php bin/magento maintenance:enable``

1.3.4.3 require the module package - ``composer require "<Previously copied component name>" --no-dev``

1.3.4.4 enter credentials if necessary

1.3.4.5 enable the module - ``php bin/magento module:enable DragDropr_Magento2``

1.3.4.6 upgrade database with module information - `php bin/magento setup:upgrade`

1.3.4.7 deploy static view file where <locale-list> is list with all the languages your store uses, for example, de\_DE en\_US - `php bin/magento setup:static-content:deploy <locale-list>`

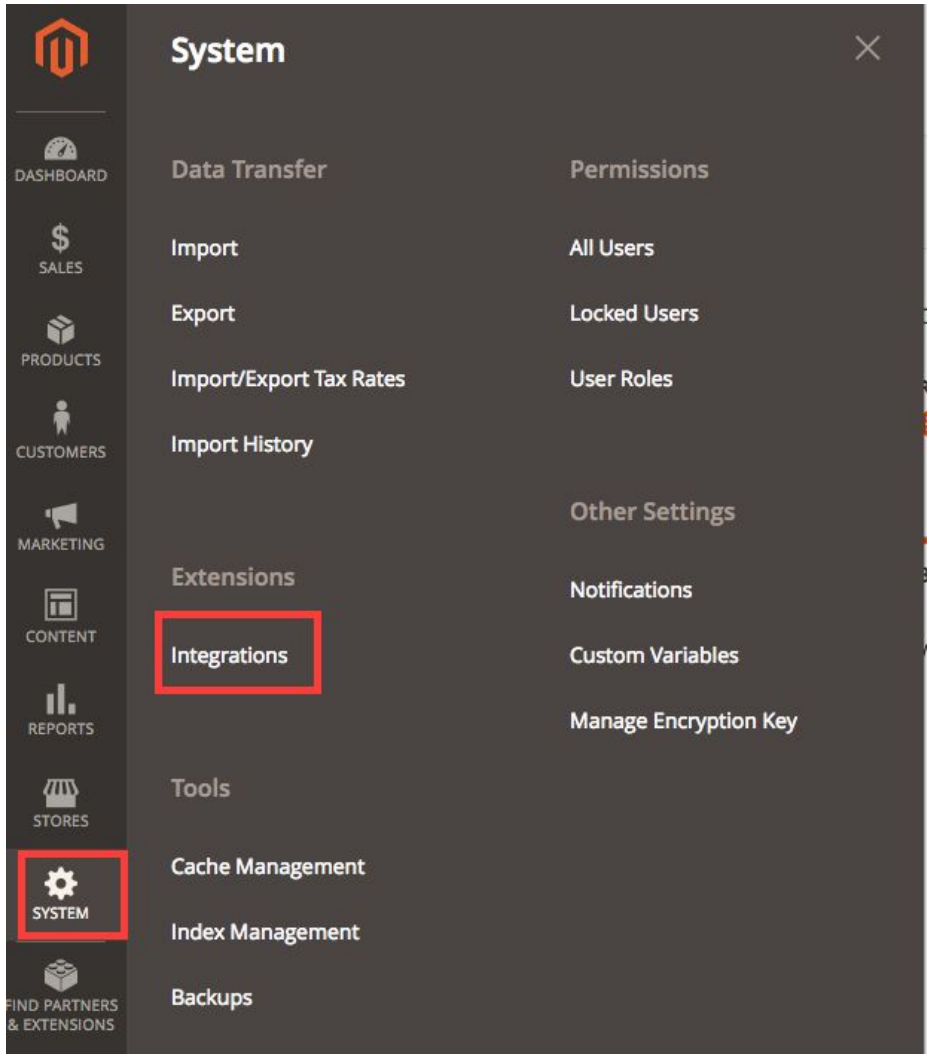
1.3.4.8 clean the cache - `php bin/magento cache:clean`

1.3.4.9 disable maintenance mode - `php bin/magento maintenance:disable`

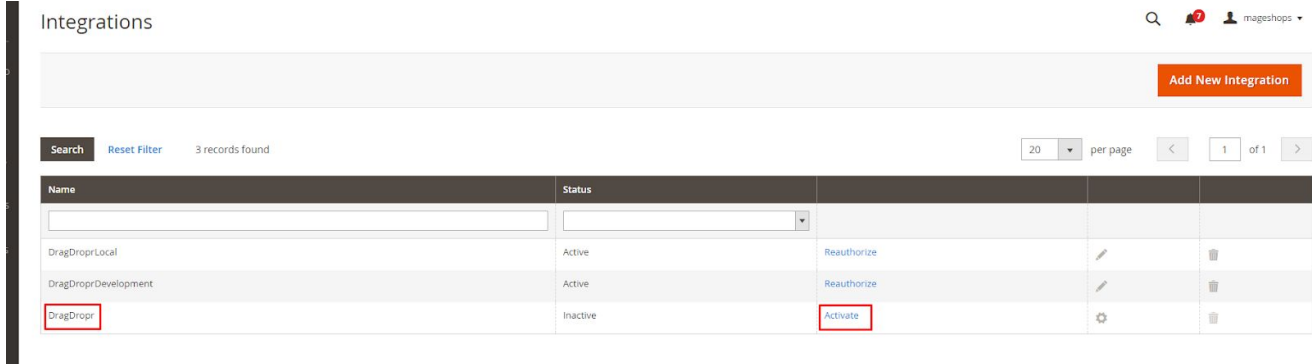
## 2. After that, log into your Magento 2 admin area.

The image shows the Magento 2 admin login page. At the top left is the Magento logo, which consists of an orange hexagon with a white 'M' inside, followed by the word 'Magento' in a black sans-serif font. Below the logo, the text 'Welcome, please sign in' is displayed in an orange color. Underneath this, there are two input fields. The first is labeled '\* Username' and the second is labeled '\* Password'. Both labels are in a small, dark font. Below the password field, there is a blue link that says 'Forgot your password?'. At the bottom of the form is a red rectangular button with the white text 'Sign in'.

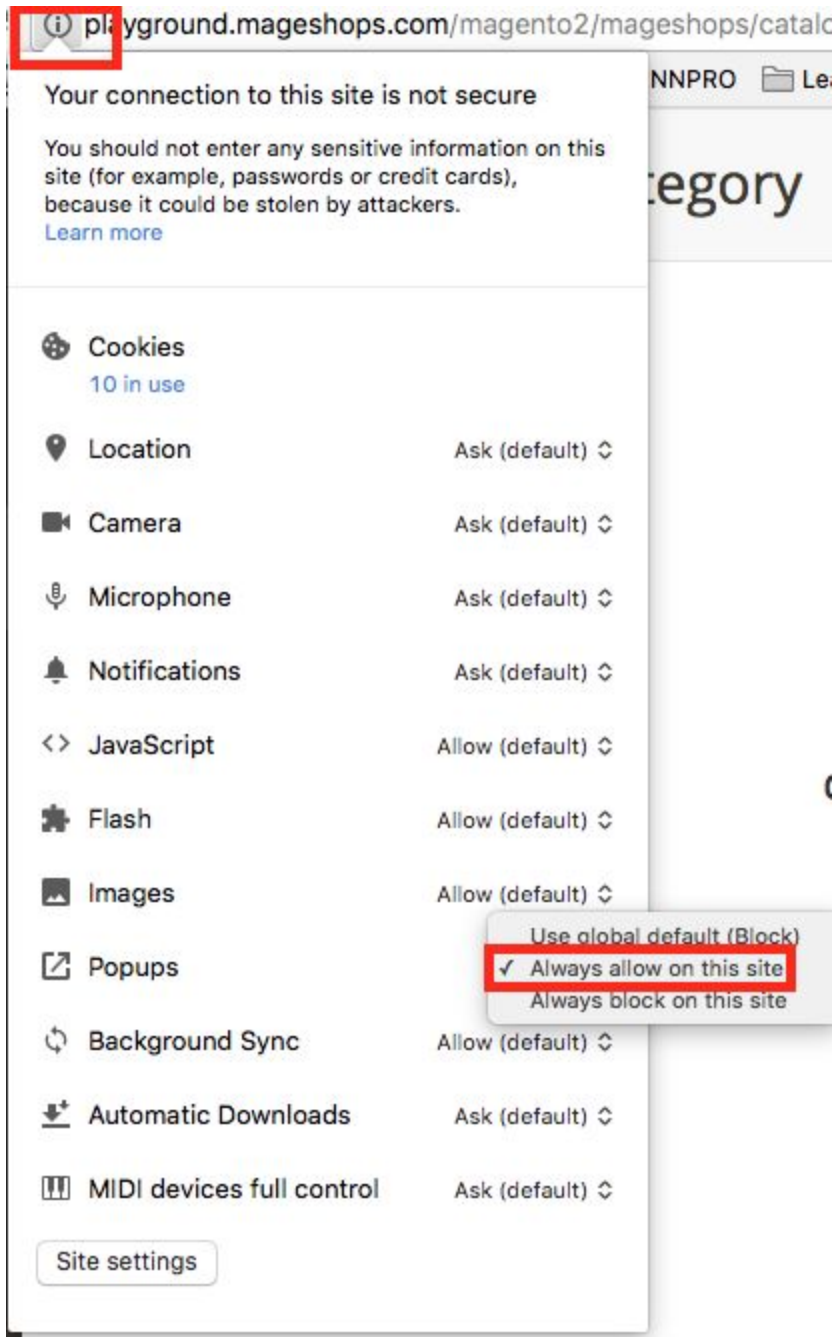
3. Click on the "System" button on the left sidebar and select "Integrations" setting in the opened window.



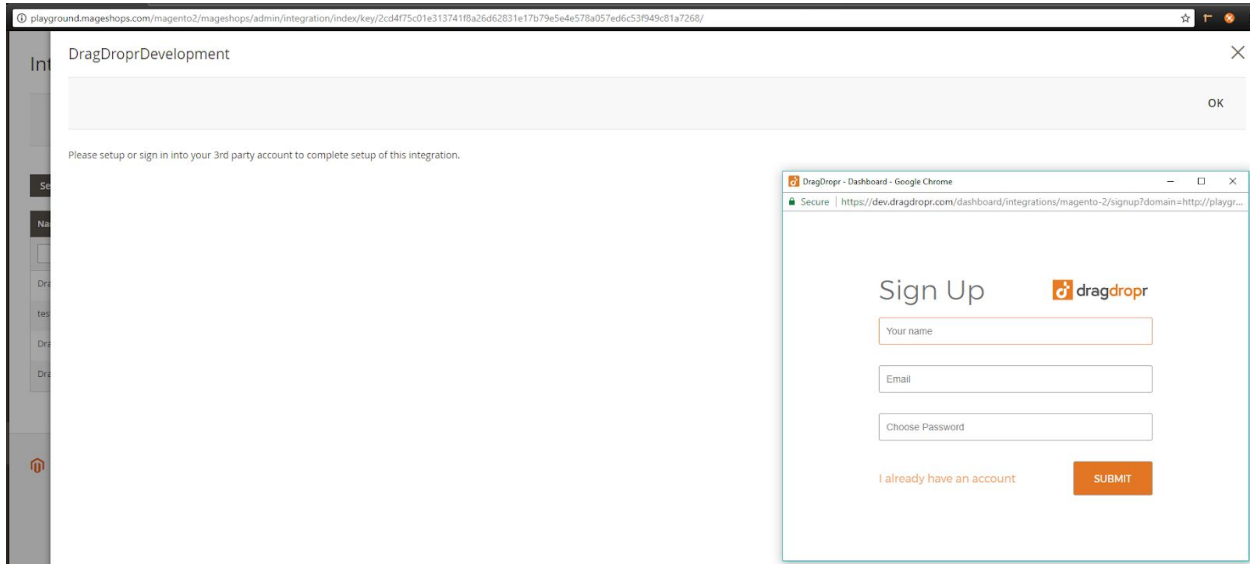
4. Find DragDropr app in the existing integration list and click on "Authorize" button.



**!** Make sure that you have allowed Pop-ups in your Browser or disabled the Popup Blocker:  
<https://www.isc.upenn.edu/how-to/configuring-your-web-browser-allow-pop-windows>



5. Click on "Allow" button to connect your **DragDropr** Account. In the **pop-up** that appears you are able either to create a **NEW DragDropr Account** or **sign in** to your already existing one and choose the needed *Project*.



Now, **DragDropr** is integrated into **Magento 2**.

**! If you want to remove Magento 2 integration:**

- sign into your DragDropr account;
- hover over your your project;
- click on the Trash bin button.



**The integration is removed.**