Ultimate Cart Split Order

Configuration and End-user instructions

User guide Version 1.3.4

Split the order into an order for each item in the cart. With different order IDs, customers can view all the order ids in their Order History and track each item separately. The admin generate separate invoices and shipments for each split order. Shipping charges and tax are also split based on items. This extension Magento 2 default offline payment methods: Check / Money Order and Cash on Delivery.

Installation – Ultimate Cart Split Order

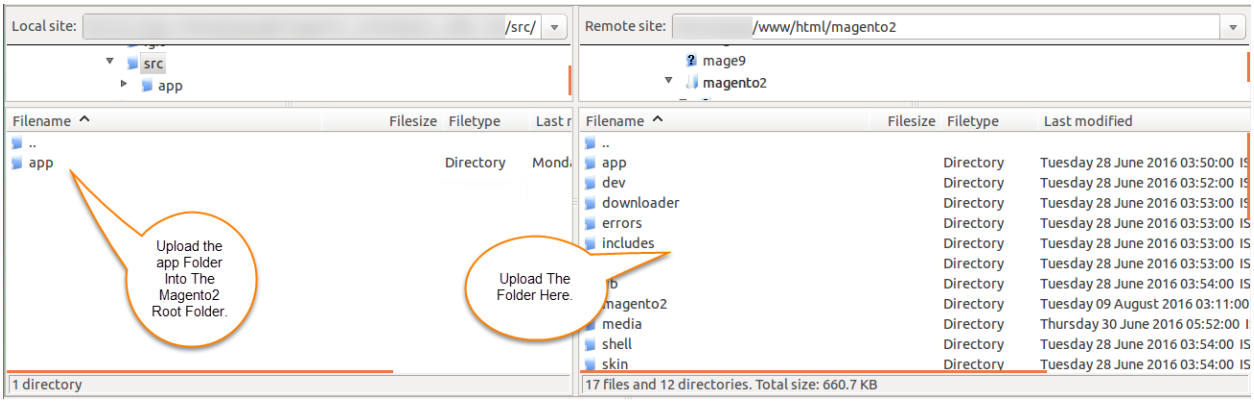

After the successful installation, you have to run these commands in the Magento2 root directory.

First command- php bin/magento setup:upgrade

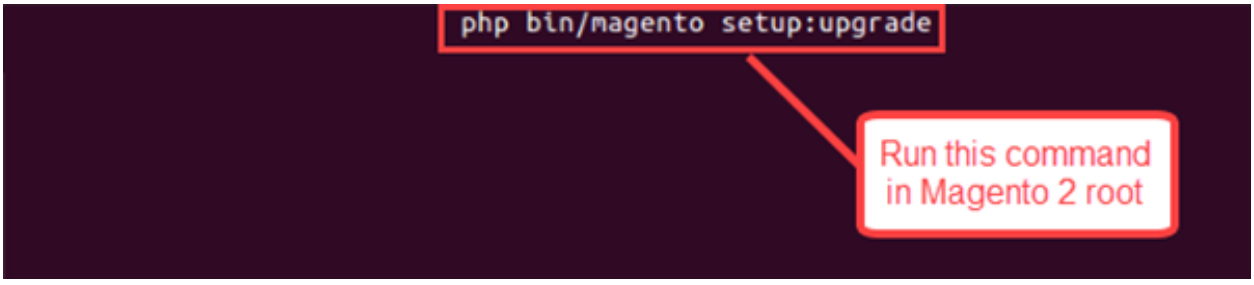

Second Command – php bin/magento setup:di:compile

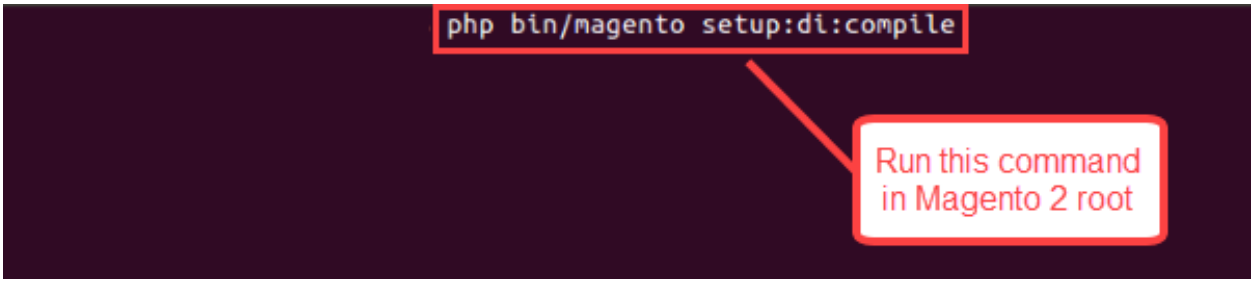

Third Command – php bin/magento setup:static-content:deploy

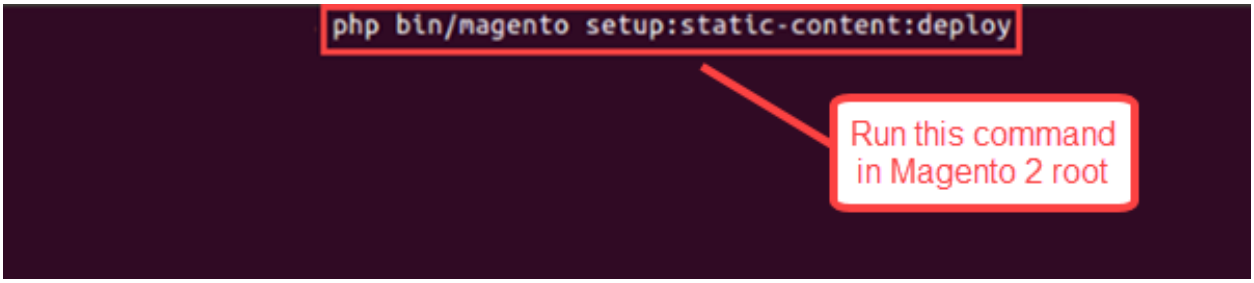

After running the commands, you have to log in to the admin panel and you have to clear the Cache.

Configuration – Ultimate Cart Split Order

After installation of the module, admin can configure the module settings. For this, the admin will navigate to:

1. Go to **STORES** > **Configuration** > **Dotsquares** > **Split Order**.
2. Select **Enabled** option to enable module.
3. Change the options selecting the attribute to split the order just like you want.