

Dotsquares

Ultimate CMS Meta Import Export

Configuration and End-user instructions

User guide Version 1.0.0

Extension Overview:

Here we developed this extension to allow quickly import and export meta tags of CMS pages which in turn makes the life of merchants and SEO team easy. The supported meta tags are meta title, meta keywords, meta description.

This extension will allow you to import or export meta tags of CMS pages, allows exporting meta information for CMS entity in a single ZIP file. Exported data is in the same format as needed by the import part, so exported data can be altered and easily re-imported.

Exported data will contain identifier of CMS page so that you can easily search them in CMS page grid in Admin.

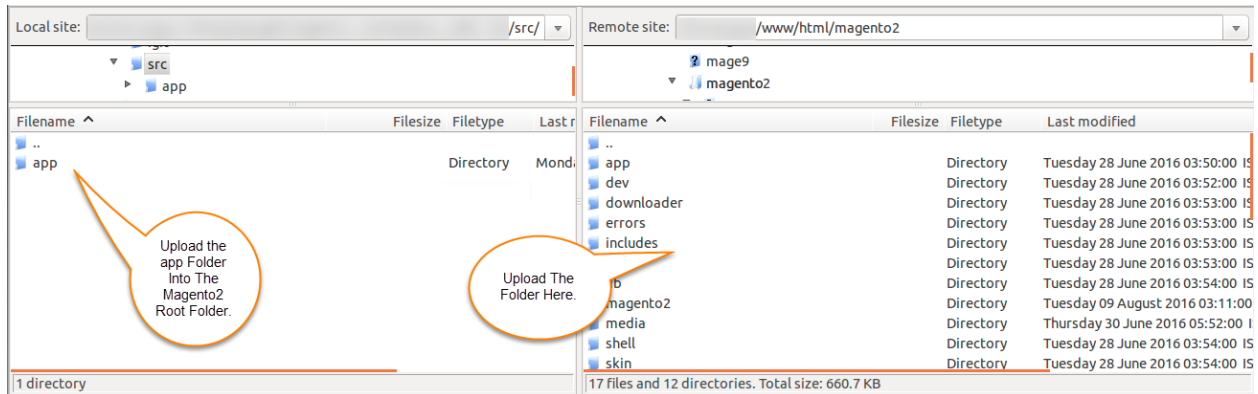
Extension Features:

- Admin has ability to import/export metadata using a ZIP file.
- Admin can do import metadata via CLI command.
- Import has features to choose stores and import methods in Admin.
- Admin has ability to upload ZIP file.

Extension Installation

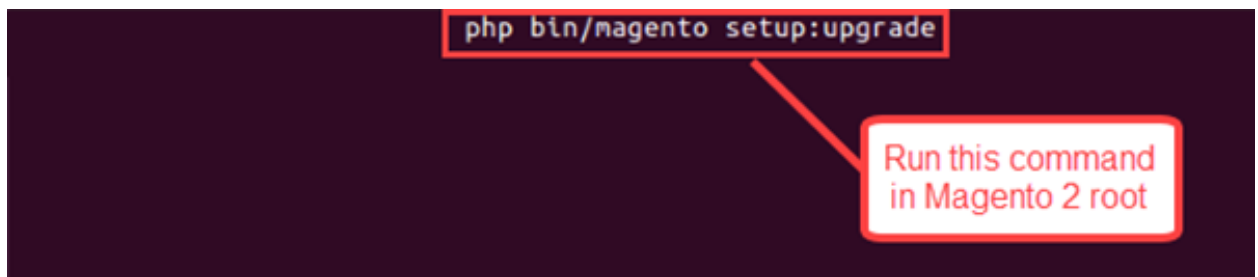
Installation Process:

Ultimate CMS Meta Import Export for Magento2 module installation is very easy. You need to move app folder in Magento2 root directory that's it as per the screenshot.

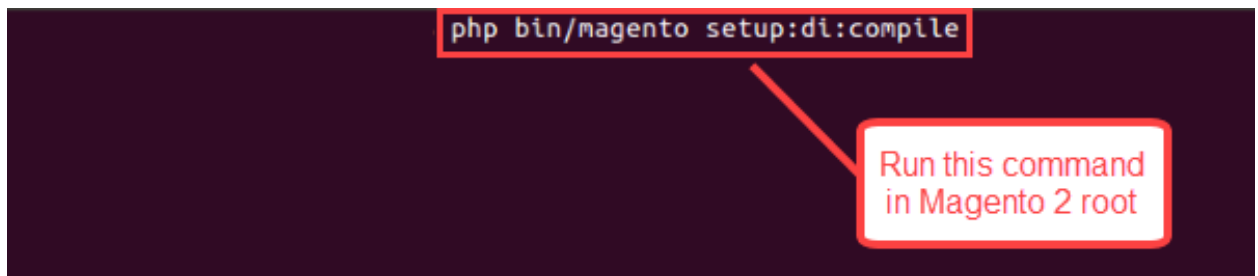


After the successful installation, you have to run these commands in the Magento2 root directory.

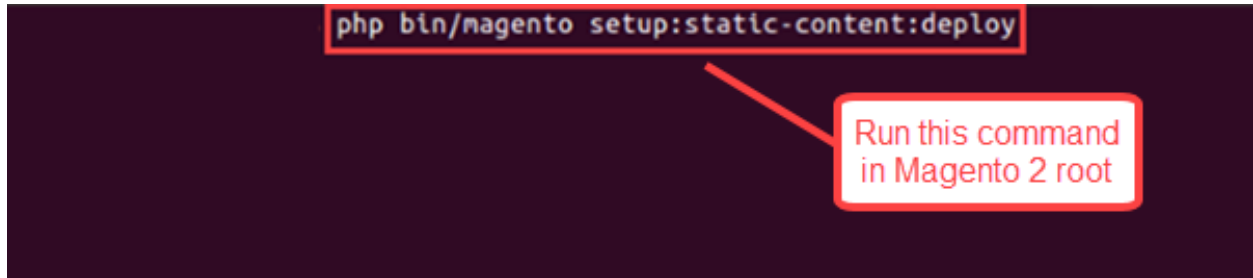
php bin/magento setup:upgrade



php bin/magento setup:di:compile



php bin/magento setup:static-content:deploy



After running the commands, you have to log in to the admin panel and you have to clear the Cache. You can refer to the below screenshot.

Cache Management

Cache Management 🔍 🔔 👤 admin ▾

Flush Cache Storage Flush Magento Cache

Refresh ▾ Submit 12 records found (12 selected)

Select all.

<input checked="" type="checkbox"/>	Cache Type	Description	Tags	Status
<input checked="" type="checkbox"/>	Configuration	Various XML configurations that were collected across modules and merged.	CONFIG	DISABLED
<input checked="" type="checkbox"/>	Layouts	Layout building instructions.	LAYOUT_GENERAL_CACHE_TAG	DISABLED
<input checked="" type="checkbox"/>	Blocks HTML output	Page blocks HTML.	BLOCK_HTML	DISABLED
<input checked="" type="checkbox"/>	Collections Data	Collection data files.	COLLECTION_DATA	DISABLED
<input checked="" type="checkbox"/>	Reflection Data	API interfaces reflection data.	REFLECTION	DISABLED
<input checked="" type="checkbox"/>	Database DDL operations	Results of DDL queries, such as describing tables or indexes.	DB_DDL	DISABLED
<input checked="" type="checkbox"/>	EAV types and attributes	Entity types declaration cache.	EAV	DISABLED
<input checked="" type="checkbox"/>	Integrations Configuration	Integration configuration file.	INTEGRATION	DISABLED
<input checked="" type="checkbox"/>	Integrations API Configuration	Integrations API configuration file.	INTEGRATION_API_CONFIG	DISABLED
<input checked="" type="checkbox"/>	Page Cache	Full page caching.	FPC	DISABLED
<input checked="" type="checkbox"/>	Translations	Translation files.	TRANSLATE	DISABLED
<input checked="" type="checkbox"/>	Web Services Configuration	REST and SOAP configurations, generated WSDL file.	WEBSERVICE	DISABLED

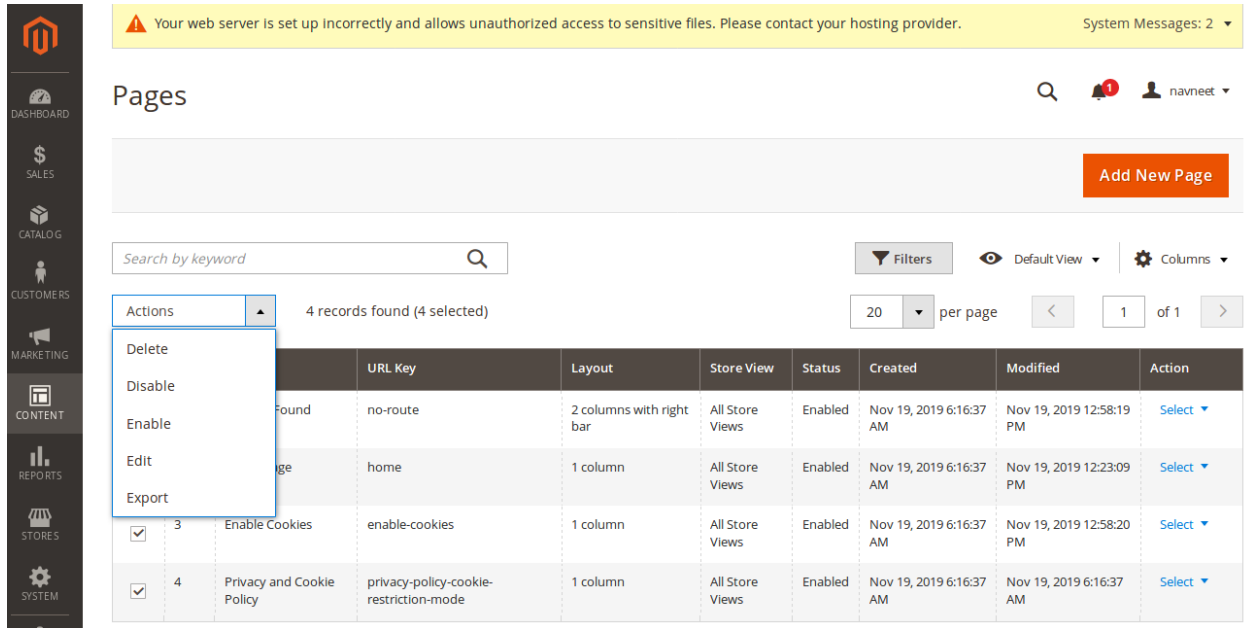
Flush cache.

Additional Cache Management

- Flush Catalog Images Cache Pregenerated product images files
- Flush JavaScript/CSS Cache Themes JavaScript and CSS files combined to one file.
- Flush Static Files Cache Preprocessed view files and static files

How to Work Extension in Admin Area:

After installation of the module, admin can export the CMS pages metadata.



Pages System Messages: 2

[Add New Page](#)

Search by keyword

Filters Default View Columns

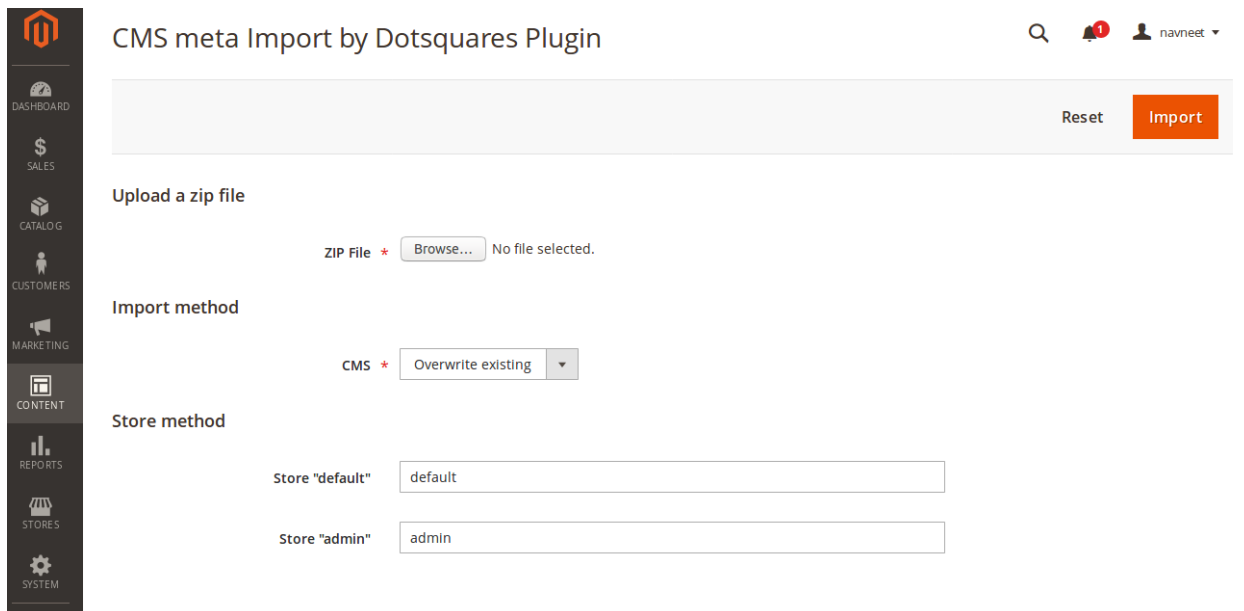
20 per page 1 of 1

4 records found (4 selected)

		URL Key	Layout	Store View	Status	Created	Modified	Action
	Found	no-route	2 columns with right bar	All Store Views	Enabled	Nov 19, 2019 6:16:37 AM	Nov 19, 2019 12:58:19 PM	Select
	ge	home	1 column	All Store Views	Enabled	Nov 19, 2019 6:16:37 AM	Nov 19, 2019 12:23:09 PM	Select
<input checked="" type="checkbox"/>	3	Enable Cookies	enable-cookies	All Store Views	Enabled	Nov 19, 2019 6:16:37 AM	Nov 19, 2019 12:58:20 PM	Select
<input checked="" type="checkbox"/>	4	Privacy and Cookie Policy	privacy-policy-cookie-restriction-mode	All Store Views	Enabled	Nov 19, 2019 6:16:37 AM	Nov 19, 2019 6:16:37 AM	Select

Actions menu: Delete, Disable, Enable, Edit, Export

Import via separate screen:



CMS meta Import by Dotsquares Plugin System Messages: 2

[Reset](#) [Import](#)

Upload a zip file

ZIP File * No file selected.

Import method

CMS *

Store method

Store "default"

Store "admin"

Import via CLI command:

```
CMS  
cms:import Import CMS meta from zip file
```