

Dotsquares AdminActivity Log Extension

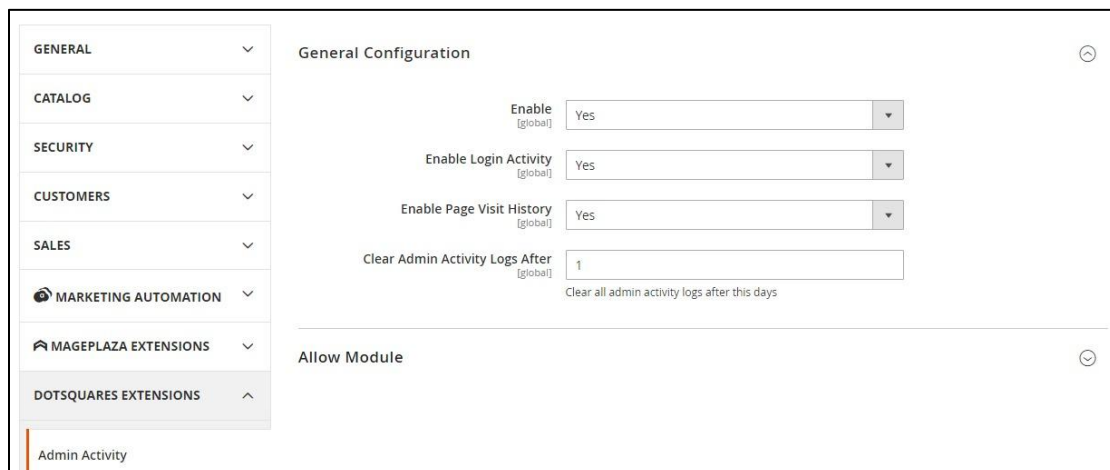
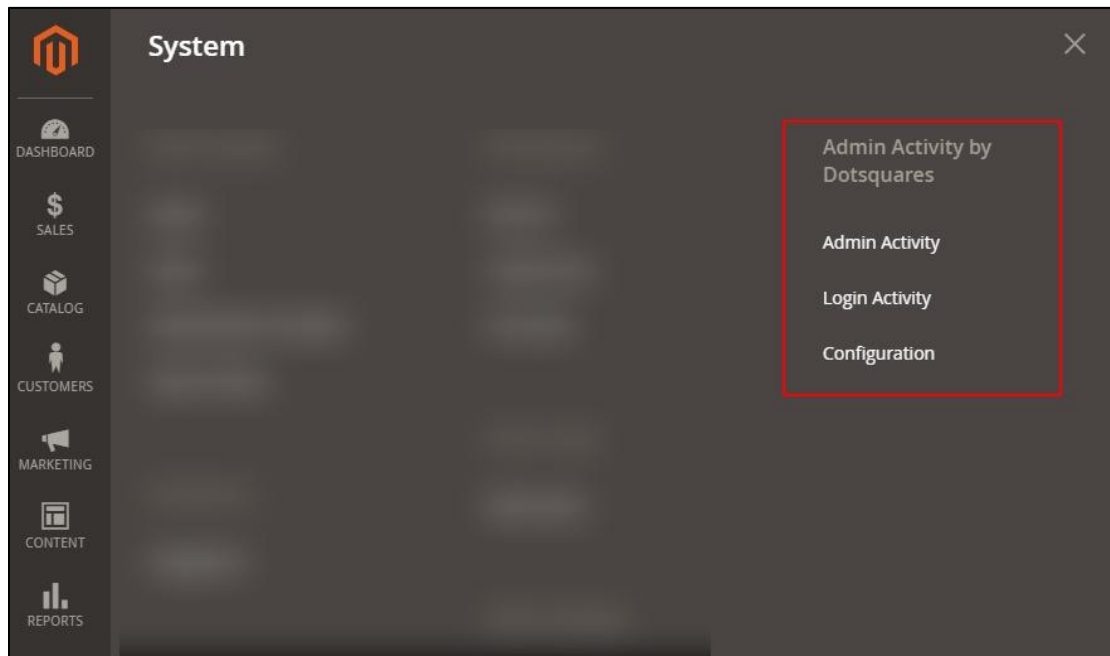
User Guide

- This extension for Magento 2 allows the store owners to enhance their online store's security by maintaining records of all the actions being performed in the admin panel and also helps to identify the users who have accessed the store admin.
- Using Admin Activity Logs for Magento 2, admin navigation history can be monitored that eventually helps in identifying any suspicious activity.
- Not just it helps in maintaining a log of the activities, but also allows the store owners to revert any unusual configurational change that has been made.
- Apart from logging the activities, this extension for Magento 2 also identifies the date/time of the activity, what type of action was performed, and by whom. Also, the modules that have been modified. Hence, it helps in efficiently keeping a track of all the actions being performed in the admin panel.
- In case any undesired configuration changes are made, this extension for Magento 2 helps in securing your time just by reverting the performed actions. I-e: no need to reconfigure the changed settings.

How To Configure Extension?

1. General Configuration

- Go to System > Admin Activity by Dotsquares > Configuration. Open General Section



Enable: Enable/Disable admin activity extension.

1. Enable Login Activity: Enable/Disable login activity log.

- Yes:** Each admin user's login activity like login or logout, username, IP address, user agent and the date will be saved in the login activity log.
- No:** Login activity of admin user won't be saved in the login activity log.

2. Enable Page Visit History: Enable/Disable page visit history.

- Yes:** Page visit history will be saved in admin activity log.
- No:** Page visit history won't be saved in admin activity log.

3. Clear Admin Activity Logs After: Set the days after you want to clear login activity and admin activity logs. After that limited number of days, these logs will automatically delete from the database.

Module	Allow
Order [global]	Yes
Product [global]	Yes
Category [global]	Yes
Customer [global]	Yes
Promotion [global]	Yes
Email Templates [global]	Yes
Page [global]	Yes
Block [global]	Yes
Widget [global]	Yes
Theme [global]	Yes
System Configuration [global]	Yes
Product Attributes [global]	Yes
Admin user [global]	Yes
SEO [global]	Yes

2. Allow Module Section

From General Configuration, scroll down to see Allow Module Section. This setting allow/disallow to record the activity log from the following modules.

- **Order:** Enable/Disable to insert admin activity log for order related activity.

- **Product:** Enable/Disable to insert admin activity log for product related activity.
- **Category:** Enable/Disable to insert admin activity log for category related activity.
- **Customer:** Enable/Disable to insert admin activity log for customer related activity.
- **Promotion:** Enable/Disable to insert admin activity log for promotion related activity.
- **Email Templates:** Enable/Disable to insert admin activity log for email template related activity.
- **Page:** Enable/Disable to insert admin activity log for cms page related activity.
- **Block:** Enable/Disable to insert admin activity log for cms block related activity.
- **Widget:** Enable/Disable to insert admin activity log for widget related activity.
- **Theme:** Enable/Disable to insert admin activity log for theme related activity.
- **System Configuration:** Enable/Disable to insert admin activity log for system configuration related activity.
- **Product Attributes:** Enable/Disable to insert admin activity log for product attribute related activity.
- **Admin user:** Enable/Disable to insert admin activity log for admin user related activity.
- **SEO:** Enable/Disable to insert admin activity log for SEO related activity.

1. Admin Activity

Go to System > Admin Activity by Dotsquares > Admin Activity. Here you can see the list of admin activity logs and page visit history.

Admin Activity

13 records found

100 per page 1 of 1

Date	Username	Name	Activity Type	Store View	Module	Full Action	IP	Item ↓	Revert	Action
2022-05-02 08:00:38			View	All Store Views	Admin	Adminhtml/Dashboard/Index	61.12.67.134		-	View
2022-05-02 08:00:38			View	All Store Views	Admin	Adminhtml/Auth/Login	61.12.67.134		-	View
2022-05-02 08:00:40			View	All Store Views	Adminactivity	Adminactivity/Login/Index	61.12.67.134		-	View
2022-05-02 08:00:40			View	All Store Views	Admin	Adminhtml/Auth/Login	61.12.67.134		-	View
2022-05-02 08:03:56			View	All Store Views	Admin	Adminhtml/Index/Index	61.12.67.134		-	View
2022-05-02 08:03:59	admin	admin admin	View	All Store Views	Admin	Adminhtml/Dashboard/Index	61.12.67.134		-	View
2022-05-02 08:07:42	admin	admin admin	View	All Store Views	Admin	Adminhtml/System/Config/Edit	61.12.67.134		-	View

- By clicking View in each admin activity log, you can see the slider with admin activity log details.

Activity Log

← Back

Admin	: admin (Admin Admin)
Module	: Admin
Action	: Adminhtml/Dashboard/Index
User Agent	: Browser Name: Chrome Browser Version: 101.0.4951.41 Platform: Windows Device: Desktop
Date	: 2022-05-02 13:03:59

- **Example :- Change the product name. We can also revert the changes by clicking on Revert Button. It again replace the original vlaue of product name.**

Activity Log ✕

← Back Revert

Admin : admin (Admin Admin)
 Module : Catalog Product
 Action : Catalog/Product/Save
 User Agent : **Browser Name:** Chrome
 Browser Version: 101.0.4951.41
 Platform: Windows
 Device: Desktop
 Date : 2022-05-02 13:19:35

Field Name	Old Value	New Value
Name	Testing Product	Testing Product123

Admin Activity 🔍 🔔 👤 admin ▾

Filters 👁 Default View ▾ ⚙ Columns ▾

100 ▾ per page ⏪ 1 of 1 ⏩

Date ↑	Username	Name	Activity Type	Store View	Module	Full Action	IP	Item	Revert	Action
2022-05-02 08:44:35	admin	admin admin	View	All Store Views	Catalog	Catalog/Product/Edit	61.12.67.134		-	View
2022-05-02 08:44:34	admin	admin admin	Edit	All Store Views	Catalog Product	Catalog/Product/Save	61.12.67.134	Demo123	SUCCESS	View

- **Create a Another User and Assign User Roles, then access the admin again with new admin id and password.**

Admin Activity

adminactivity

Filters Default View Columns

75 records found **New User**

20 per page 1 of 4

Date	Username	Name	Activity Type	Store View	Module	Full Action	IP	Item	Revert	Action
2022-05-02 08:31:54	adminactivity	admin-activity-log testing	View	All Store Views	Admin	Adminhtml/System/Config/Edit	61.12.67.134		-	View
2022-05-02 08:31:52	adminactivity	admin-activity-log testing	View	All Store Views	Adminactivity	Adminactivity/Login/Index	61.12.67.134		-	View
2022-05-02 08:31:37	adminactivity	admin-activity-log testing	View	All Store Views	Admin	Adminhtml/Dashboard/Index	61.12.67.134		-	View

● **Examples - From Sales > Order > Place the Order and Submit the Shipment**

Admin Activity

adminactivity

Filters Default View Columns

89 records found

20 per page 1 of 5

Date	Username	Name	Activity Type	Store View	Module	Full Action	IP	Item	Revert	Action
2022-05-02 08:35:21	adminactivity	admin-activity-log testing	View	All Store Views	Sales	Sales/Order/View	61.12.67.134		-	View
2022-05-02 08:35:21	adminactivity	admin-activity-log testing	Edit	Main Website Main Website Store Default Store View	Sales Order	Adminhtml/Order/Shipment/Save	61.12.67.134	000000004	REVERT	View

Activity Log

← Back **Revert**

Admin : adminactivity (Admin-activity-log Testing)

Module : Sales Order

Action : Adminhtml/Order/Shipment/Save

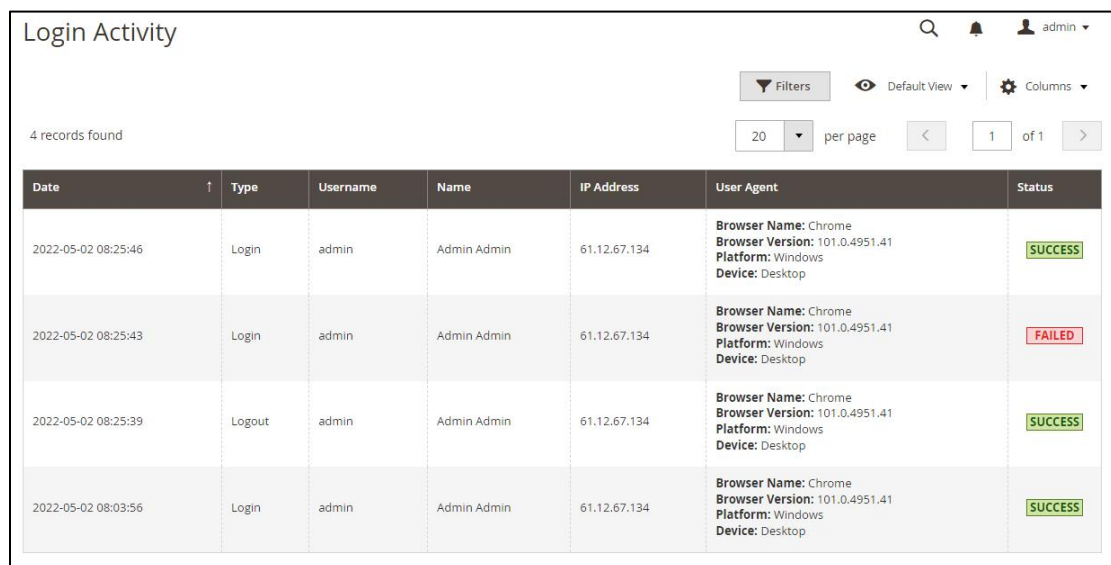
User Agent : **Browser Name:** Firefox
Browser Version: 99.0
Platform: Windows
Device: Desktop

Date : 2022-05-02 13:35:21

Field Name	Old Value	New Value
State	new	processing
Status	pending	processing
Customer note notify	1	
Is in process		1

2. Login Activity

- Go to System > Admin Activity by DotsquaresCommerce > Login Activity. Here you can See the list of login activity logs.



4 records found

Date	Type	Username	Name	IP Address	User Agent	Status
2022-05-02 08:25:46	Login	admin	Admin Admin	61.12.67.134	Browser Name: Chrome Browser Version: 101.0.4951.41 Platform: Windows Device: Desktop	SUCCESS
2022-05-02 08:25:43	Login	admin	Admin Admin	61.12.67.134	Browser Name: Chrome Browser Version: 101.0.4951.41 Platform: Windows Device: Desktop	FAILED
2022-05-02 08:25:39	Logout	admin	Admin Admin	61.12.67.134	Browser Name: Chrome Browser Version: 101.0.4951.41 Platform: Windows Device: Desktop	SUCCESS
2022-05-02 08:03:56	Login	admin	Admin Admin	61.12.67.134	Browser Name: Chrome Browser Version: 101.0.4951.41 Platform: Windows Device: Desktop	SUCCESS

- Here we can see the login details of another user and also see the details of login and logout session.

Login Activity

admin

Filters Default View Columns

13 records found

20 per page 1 of 1

Date	Type	Username	Name	IP Address	User Agent	Status
2022-05-02 08:38:57	Logout	adminactivity	Admin-activity-log Testing	61.12.67.134	Browser Name: Firefox Browser Version: 99.0 Platform: Windows Device: Desktop	SUCCESS
2022-05-02 08:31:36	Login	adminactivity	Admin-activity-log Testing	61.12.67.134	Browser Name: Firefox Browser Version: 99.0 Platform: Windows Device: Desktop	SUCCESS