

DW Rss Feed Reader

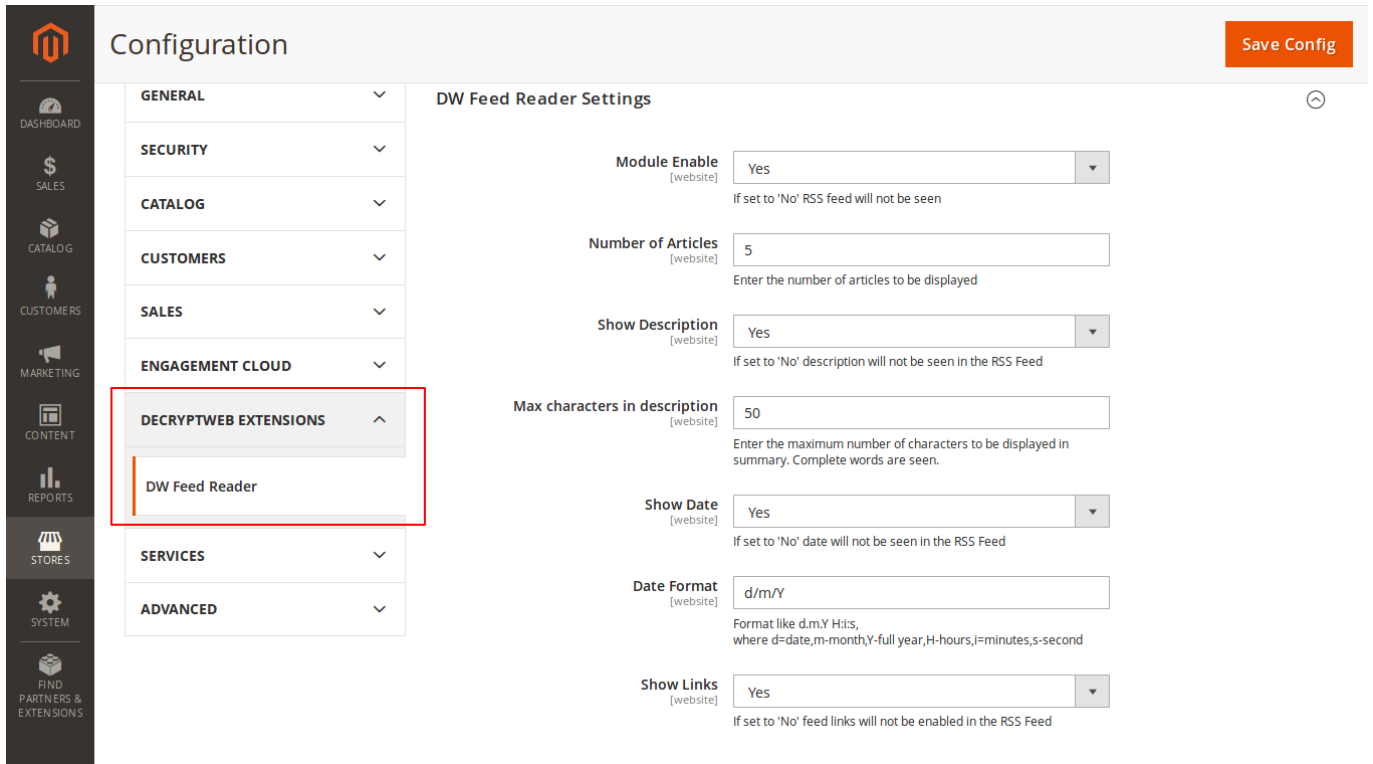
User Guide

Admin Panel Configurations and field functionality.

1. Admin Panel Configuration.

For installation kindly refer the installation manual.

Once installed kindly browse to Admin > Stores > Configuration (Settings) > DecryptWeb Extensions > DW Feed Reader, as shown in the image below



below mentioned options will be seen

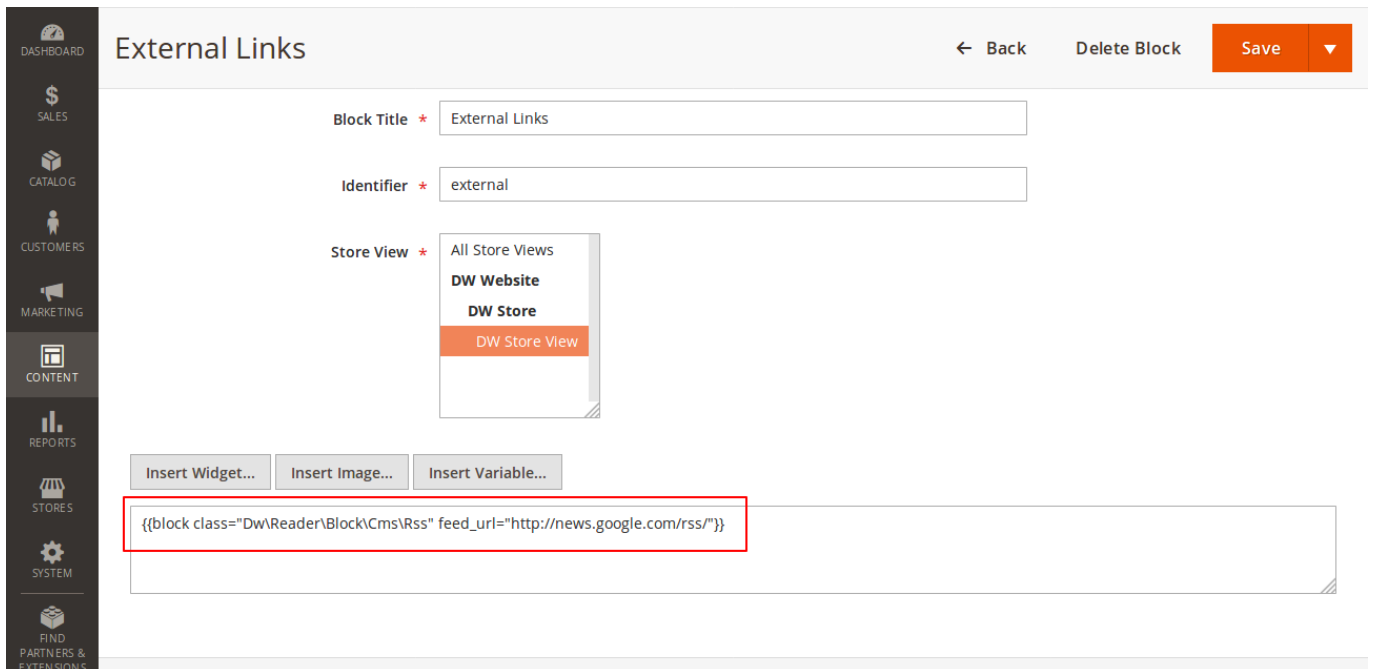
- **Module Enable:** If set to 'No' RSS feed will not be seen. The default value is set to 'No' when installed.
- **Number of Articles:** Specify the number of articles to be displayed. The default value is set to '5' when installed.
- **Show Description:** If description is found in the feed, whether to show it or not. The default value is set to 'Yes' when installed.
- **Max characters in description:** The maximum number of characters to be displayed in summary. Complete words are respected and not truncated. The default value is set to '100' when installed.
- **Show Date:** Show the date with the articles. The default value is set to 'Yes' when installed.

- **Date Format :** Specify the date format, if Show Date is set to Yes.
 D-date, ex.13
 m-month, ex.03
 Y-full year, ex.2022
 H-hours, ex.22
 i-minutes, ex.03
 s-seconds, ex.58
 The default value is set to 'd.m.Y' when installed.
- **Show Links:** If an anchor link is allowed or not, if allowed the article title will have a link to the article detail page.
 The default value is set to 'Yes' when installed.

2. Feed Display

For showing the feed in front-end there are three ways

a) Browse to any block in Admin > Content > Blocks (Elements) as shown in the image below



and use the following in the content

```

{{block class="Dw\Reader\Block\Cms\Rss"
feed_url="http://news.google.com/news/rss/"}}

```

b) For showing feed using the layout (for developer)

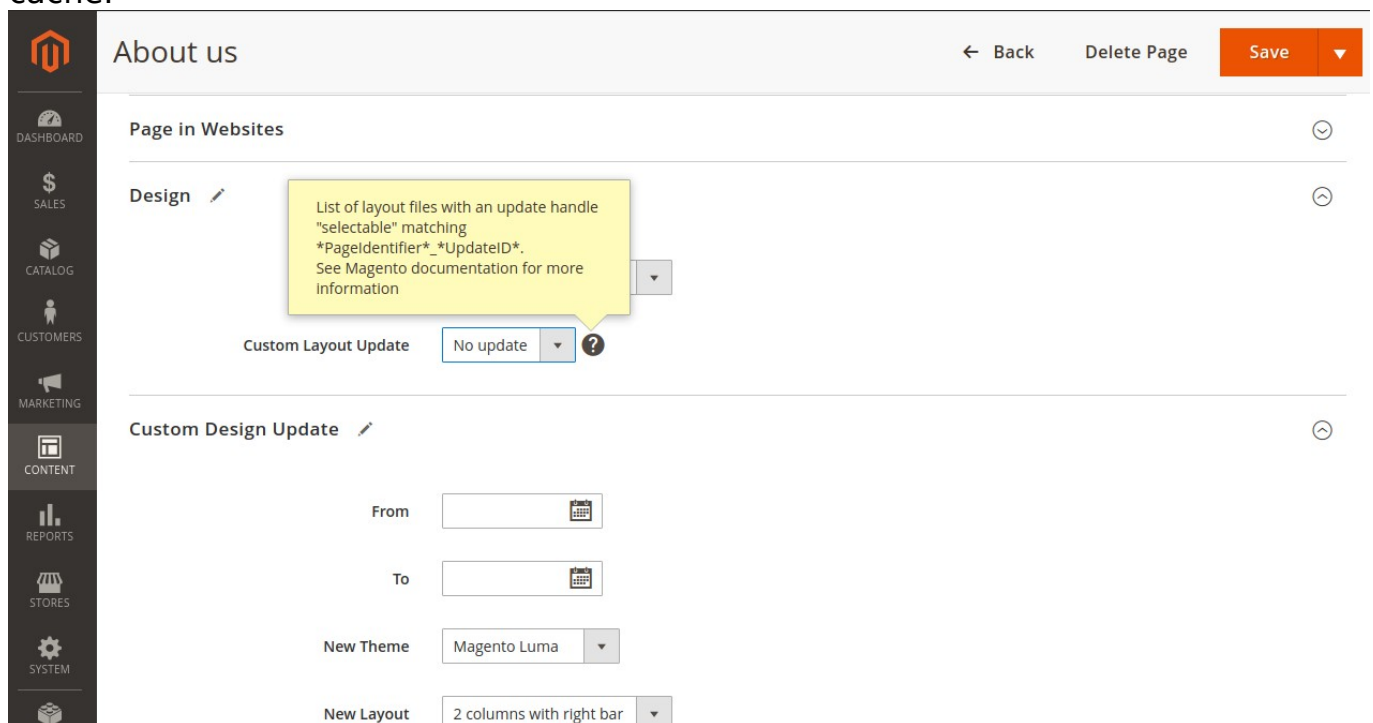
You can create a custom layout and use below code snippet inside it to render feed.

```
<referenceContainer name="sidebar.additional">
  <block class="Dw\Reader\Block\Cms\Rss" name="dw_rss">
    <arguments>
      <argument name="feed_url" xsi:type="string">
        news.google.com/news/rss/
      </argument>
    </arguments>
  </block>
</referenceContainer>
```

For CMS pages, create a file with naming like

cms_page_view_selectable_<CMS Page Identifier>_<Layout Update Name>.xml

These files must be placed in the appropriate folders for layout XML files. They will be available as Custom Layout Update options for Merchants after flushing the cache.



c) For using in a view file (for developer)

```
<?php echo $this->getLayout()->createBlock('Dw\Reader\Block\Cms\Rss')-
>setFeedUrl('http://news.google.com/news/rss/')->toHtml();
?>
```

Result



Google news
rss feed articles

Search entire store here...



Extensions ▾

1. [24/05/2019 UP, MP, Uttarakhand, Delhi, Haryana, Punjab Election Results 2019: 17th Lok Sabha elections full coverage state, party and constituency wise - Firstpost](#)
UP, MP, Uttarakhand, Delhi, Haryana, Punjab
2. [24/05/2019 Election Results 2019: Fallout After Congress Crash - Rash Of Resignations To Rahul Gandhi - NDTV News](#)
Election Results 2019: Fallout After Congress
3. [23/05/2019 The PM who is more like a President - Times of India](#)
The PM who is more like a
4. [24/05/2019 Election results 2019 - Day 2 live | Modi, Amit Shah meet Advani, Murli Manohar Joshi - The Hindu](#)
Election results 2019 - Day 2 live | Modi, Amit
5. [24/05/2019 'Coalition govt in Karnataka will survive 100%': Siddaramaiah dismisses speculation - The News Minute](#)
'Coalition govt in Karnataka will survive 100%':

Welcome to Decrypt Web Store

I am a Magento Certified Developer

This is my store, I work mostly on Joomla and Magento.

You can also contact me for any issue at any time [here](#), I will respond to you as early as possible.

This store only uses **PayPal** for transaction.

Recent Products



DW File Management for Joomla! 3

\$2.75

DW Graph Component for Joomla! 3

\$2.75

3DW VExport Component for Joomla! 1.5

\$2.75

DW Graph Component for Joomla! 1.5

\$2.75

Add to Cart

[Privacy Policy](#)

[Contact Us](#)

Kindly note value for field **feed_url** is mandatory, the module will use this url to fetch the articles in the Rss feed