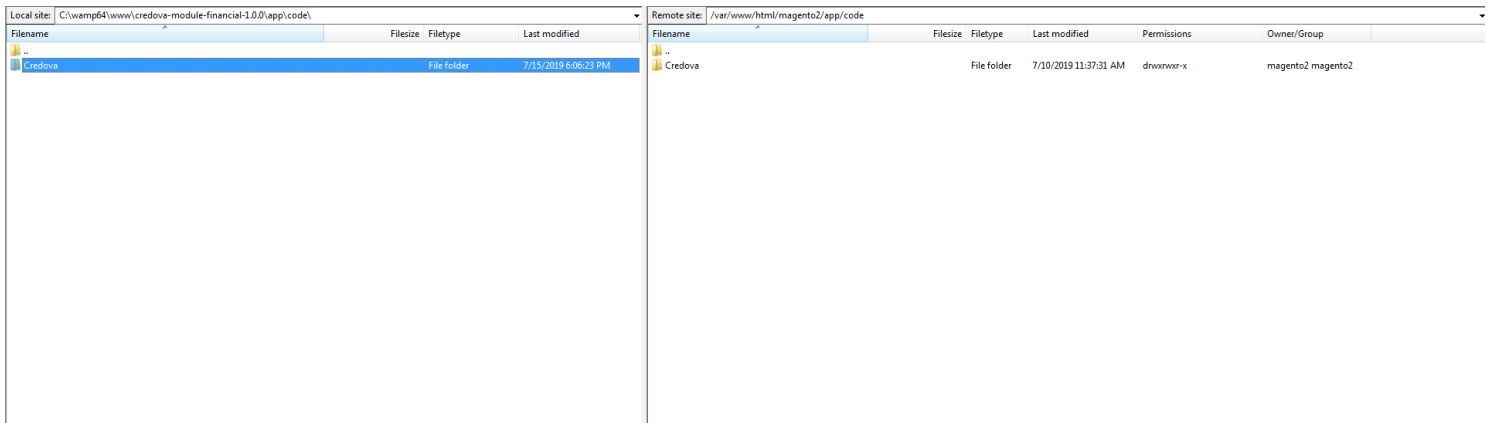


# Credova Financial Extension for Magento

## 1. Extension Installation Through FTP :

- \* extract files from an archive
- \* deploy files into Magento2 folder `app/code/`



## Enable Extension :

\* enable extension (in command line, see manual: <http://devdocs.magento.com/guides/v2.0/config-guide/cli/config-cli-subcommands.html>):

```
>`$> bin/magento module:enable Credova_Financial
```

\* to make sure that the enabled module is properly registered, run 'setup:upgrade':

```
>`$> bin/magento setup:upgrade
```

\* [if needed] re-deploy static view files:

```
>`$> bin/magento setup:static-content:deploy
```

## 2. Clear Magento cache and your Credova Extension will be installed. Go to the system > Configuration > Sales > Payment Methods.

Fill your Credova store configuration here and Save the details so that it can be used by the Extension on your website frontend.

**Configuration** Save Config

- Fraud Protection
- 3D Secure
- Address Validation
- Payment Methods**

OTHER PAYMENT METHODS: ▲

**credova** Financing that Fits...  
Select the financing option that fits your budget and lifestyle.

Use system value

Use system value

Use system value

Use system value

Use system value

Payment From Applicable Countries: All Allowed Countries

Payment From Specific Countries: Afghanistan, Åland Islands, Albania, Algeria, American Samoa, Andorra, Angola, Anguilla, Antartica


**3. Visit any product that qualifies the minimum amount criteria added in backend configuration settings. (make sure the amount should be minimum value as \$300)**

- Credova response showing on the Product page frontend. Please refer screenshot.

Default welcome msg! Sign In or Create an Account

**LUMA** Search entire store here...

Home > Fusion Backpack



### Fusion Backpack

★★★★☆ 3 Reviews [Add Your Review](#)

As low as **\$1,500.00**

**IN STOCK**  
SKU#: 24-MB02

As low as \$83.62 per month with **credova**

Format \*  
Choose an Option...

Qty  
1

Credova response will be shown here. By clicking on it You will get Pre-Qualification form.

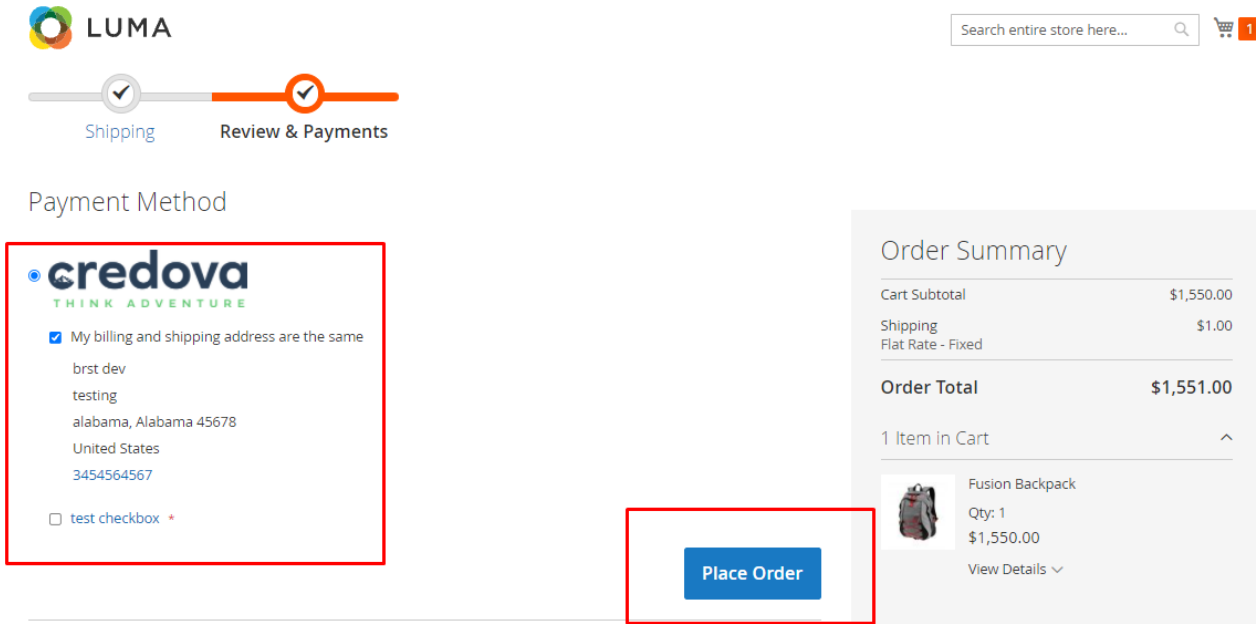
[Add to Cart](#)

[ADD TO WISH LIST](#) [ADD TO COMPARE](#)

**4. Click on the Credova response to get started with the approval process, once user is approved he/she will be asked to provide their same details at the time of Checkout.**

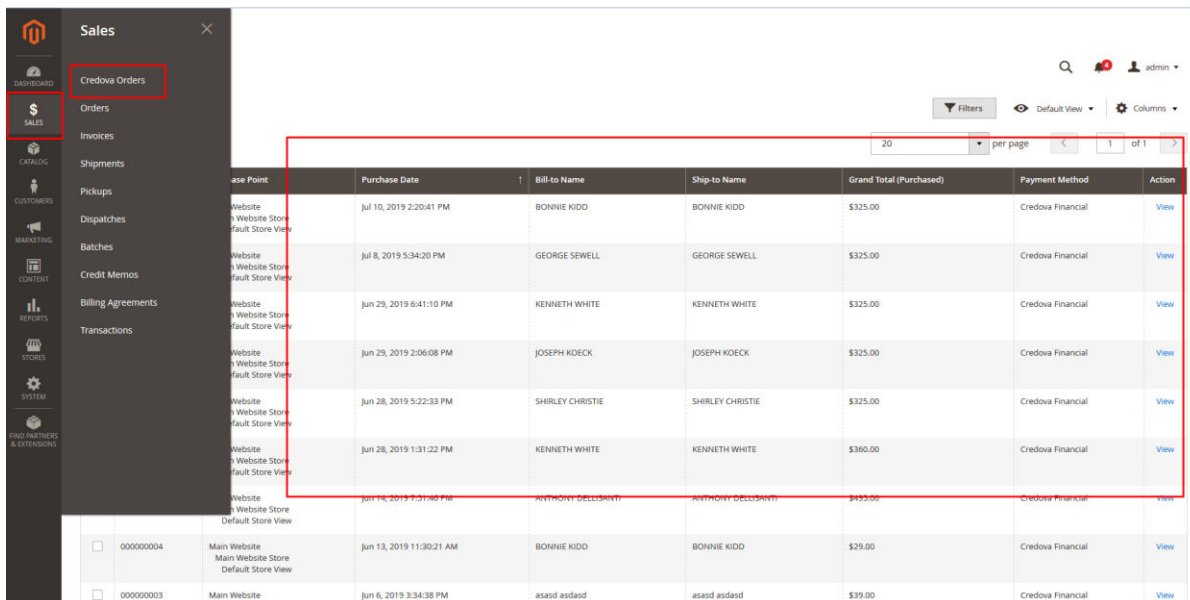
**IMPORTANT : USE PHONE ADDRESS LIKE THIS FORMAT (148-596-4589)**

- This is how Credova payment option would look like in Checkout:



Click on “Place Order” to proceed further and follow Credova steps. Once user is approved you will see “Approved” status:

**5. Once order is Successful, you can see your order details in admin menu “Credova Orders”.**



## 6. Credova Admin order view:

← Back Cancel Send Email Hold Invoice Ship Reorder **Create Federal License** Upload New Federal License Upload Invoice Delivery Return Edit

### ORDER VIEW

Information

Invoices

Credit Memos

Shipments

Comments History

#### Order & Account Information

Order # 00000013 (The order confirmation email is not sent)

Order Date	Jul 10, 2019, 2:20:41 PM
Order Status	Pending
Purchased From	Main Website Main Website Store Default Store View
Placed from IP	112.196.88.154

#### Account Information

Customer Name	Guest
Email	xaasdas@gmail.com
Customer Group	NOT LOGGED IN

#### Address Information

<b>Billing Address</b> <a href="#">Edit</a>	<b>Shipping Address</b> <a href="#">Edit</a>
BONNIE KIDD test new york, District of Columbia, 90001 United States T: 148-596-4589	BONNIE KIDD test new york, District of Columbia, 90001 United States T: 148-596-4589

#### Payment & Shipping Method

<b>Payment Information</b>	<b>Shipping &amp; Handling Information</b>
Credova Financial The order was placed using USD. <b>Application Number</b> -af32c7fd-7d53-4c9d-9fbb-d562a05eb61a <b>FL Number</b> -1-12-770-55-66-3120 <b>FL Public Id</b> -a03fa739-40ad-4698-b6d3-235847381b3d <b>FL Upload Status</b> -	<b>Flat Rate - Fixed \$5.00</b>

### Create Federal License

Submit

License Number \*

License Name \*

Expiration \*

Address \*

Address 2

City \*

State \*

Zip \*