

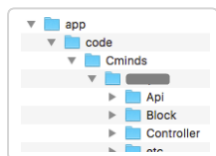
True Edit Orders M2 - Installation

Edit this Article (<https://secure.helpscout.net/docs/558fe040e4b01a224b42f30a/article/580f15de9033604deb0ea298>)

Installation

In order to install any extension for Magento[®] 2, the first thing to do is to create the folder '**code**' under 'app' in Magento 2 root category, similar to the screenshot example below.

In Magento 2, extension files are placed in one module folder so there is no need to copy files to different directories like it used to be in Magento 1.



These are the steps is to install the extension:

1. Open the console, please type: "*php bin/magento module:enable Cminds_TrueEdit*" and hit Enter.

```
php bin/magento module:enable Cminds_TrueEdit
```

2. Follow with command "*php bin/magento setup:upgrade*".

```
php bin/magento setup:upgrade
```

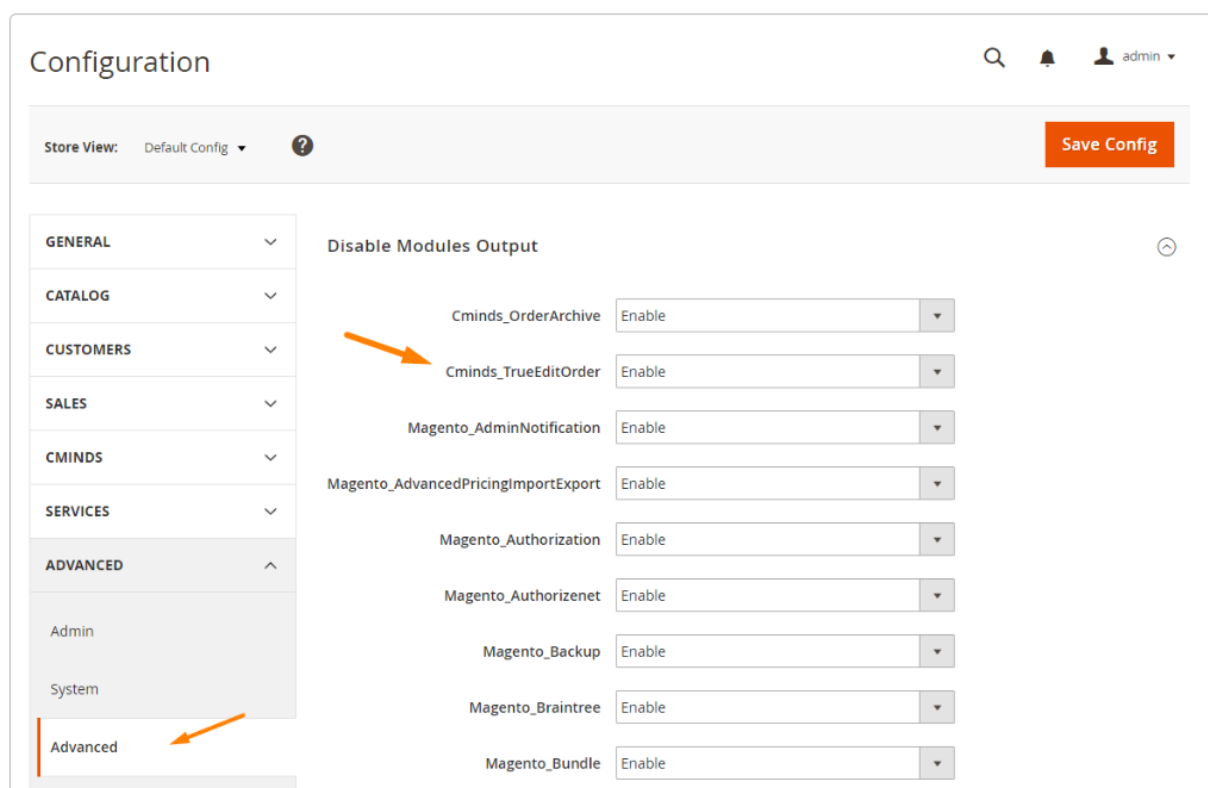
3. Then do the same with the command '*php bin/magento setup:static-content:deploy*'.

```
php bin/magento setup:static-content:deploy
```

After those steps, the module shall be listed and enabled on the Admin Panel.

To check the list of enabled modules, you can:

- Run the command '*app/etc/config.php*' in the console command; or,
- Go to **Stores** → **Configuration** → **Advanced** → **Advanced** in the Admin Panel

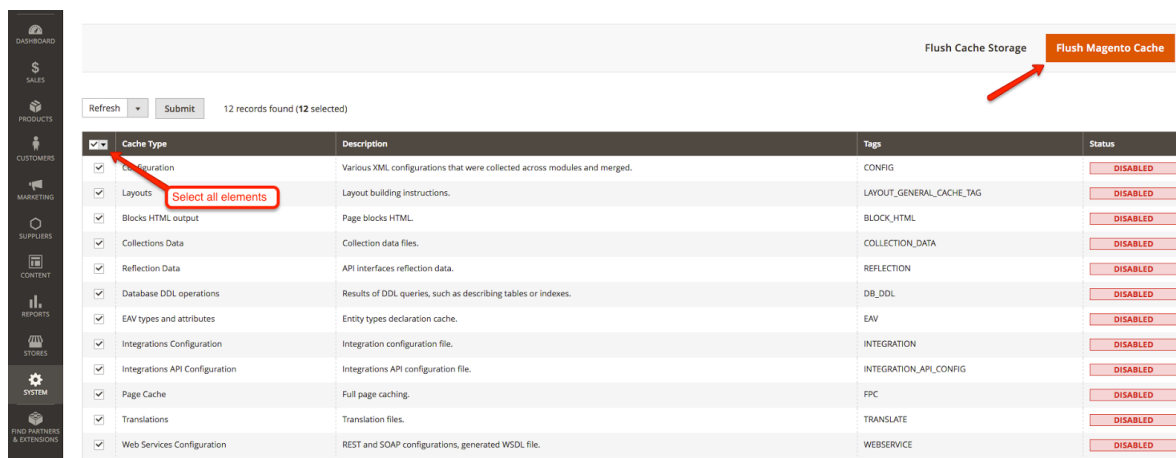


The last thing that you need to do is to flush Magento cache. You can do this in two ways:

- Running in console command the command `'php bin/magento cache:clean'`:

```
php bin/magento cache:clean
```

- In the Admin Panel, please go to System → Cache Management, select all elements and click '**Flush Magento Cache**'.



Flush Cache Storage **Flush Magento Cache**

Refresh Submit 12 records found (12 selected)

Cache Type	Description	Tags	Status
Configuration	Various XML configurations that were collected across modules and merged.	CONFIG	DISABLED
Layouts	Layout building instructions.	LAYOUT_GENERAL_CACHE_TAG	DISABLED
Blocks HTML output	Page blocks HTML.	BLOCK_HTML	DISABLED
Collections Data	Collection data files.	COLLECTION_DATA	DISABLED
Reflection Data	API interfaces reflection data.	REFLECTION	DISABLED
Database DDL operations	Results of DDL queries, such as describing tables or indexes.	DB_DDL	DISABLED
EAV types and attributes	Entity types declaration cache.	EAV	DISABLED
Integrations Configuration	Integration configuration file.	INTEGRATION	DISABLED
Integrations API Configuration	Integrations API configuration file.	INTEGRATION_API_CONFIG	DISABLED
Page Cache	Full page caching.	FPC	DISABLED
Translations	Translation files.	TRANSLATE	DISABLED
Web Services Configuration	REST and SOAP configurations, generated WSDL file.	WEBSERVICE	DISABLED



Get more information about the **True Editor Orders** (<https://www.cminds.com/ecommerce-extensions-store/true-edit-orders-extension-for-magento-2-by-creativeminds/>) for Magento® 2.

Find other Magento products at the **CreativeMinds Magento Store** (<https://www.cminds.com/ecommerce-extensions-store/>).



Let us know how we can **Improve this Product Documentation Page** (<https://www.cminds.com/support-documentation-feedback/>).

To open a **Support Ticket** (<https://www.cminds.com/httpsecommerce-cminds-comcm-support/>) visit our support center.

✉ [Still need help? Contact Us \(#contactModal\)](#)

Last updated on November 22, 2016