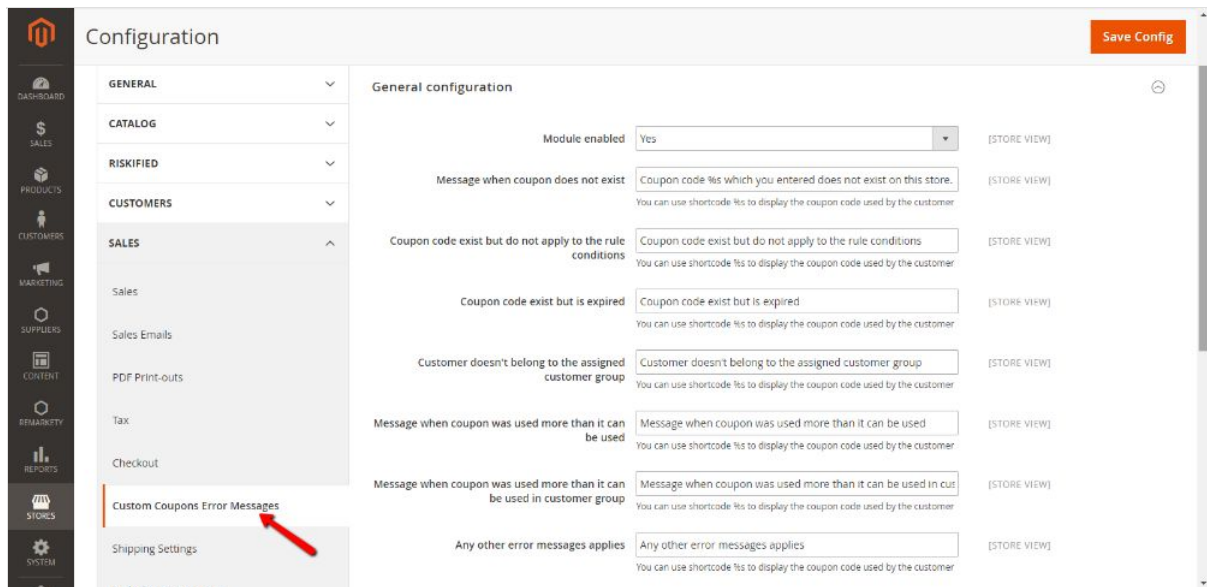


Configuration and Settings

Once you install the Extension, please visit Stores->Configuration->Custom Coupons Error Messages in the Magento admin panel to see the main configuration options.



Module enabled

Under the General Settings, you can find the Admin configuration to enable or disable the extension. If the module is disabled, the coupon messages will be also unavailable, default is enabled.


Message when coupon does not exist



This error message will be displayed when the customer enters a coupon code which does not exist.

Params: Use %s to show the customer the provided coupon code.

Shopping Cart

✖ Coupon code testcouponcode123 does not exist.

Item	Price	Qty	Subtotal
 Push It Messenger Bag	\$45.00	<input style="width: 30px;" type="text" value="3"/>	\$135.00

[Move to Wishlist](#) 


Update Cart



Coupon code exists but does not apply to the rule conditions

This error message will be displayed when the coupon provided exists, but does not match the conditions of the coupon rule. Params: Use %s to show the customer the provided coupon code.

Shopping Cart

✖ Coupon code UAAOH56YJEBQ exist but do not apply to the rule conditions

Item	Price	Qty	Subtotal
 Push It Messenger Bag	\$45.00	<input style="width: 30px;" type="text" value="3"/>	\$135.00

[Move to Wishlist](#) 

Update Cart


Coupon code exists but has expired



This error message will be displayed when the coupon provided exists, but it has expired.

Params: Use %s to show the customer the provided coupon code.

Shopping Cart

✘ Coupon code 46QYMU6Q2E36 exist but is expired

Item	Price	Qty	Subtotal
 Push It Messenger Bag	\$45.00	<input type="text" value="3"/>	\$135.00

[Move to Wishlist](#)  


Customer doesn't belong to the assigned customer group



This error message will be displayed when the customer who provided the coupon code does not belong to the customer groups defined in the rule configuration.

Params: Use %s to show the customer the provided coupon code.

Shopping Cart

✘ Customer doesn't belong to the assigned customer group

Item	Price	Qty	Subtotal
 Push It Messenger Bag	\$45.00	<input type="text" value="3"/>	\$135.00

[Move to Wishlist](#)  


Coupon Reached Limit of Use by Customer Group



This error message will be displayed when the coupon code has reached the usage limit for a specific customer group.

Params: Use %s to show the customer the provided coupon code.

Shopping Cart

✘ Coupon code 42NQ5E2CDEFP was used more than it can be used in customer group

Item	Price	Qty	Subtotal
 Push It Messenger Bag	\$45.00	<input type="text" value="3"/>	\$135.00

[Move to Wishlist](#)  


Coupon Reached Limit of Use



This error message will be displayed when the coupon code reached the usage limit.

Params: Use %s to show the customer the provided coupon code.

Shopping Cart

✘ Coupon code 0YIY6UWYAGYY was used more than it can be used

Item	Price	Qty	Subtotal
 Push It Messenger Bag	\$45.00	<input type="text" value="3"/>	\$135.00

[Move to Wishlist](#)  


Any other error messages apply



This is the default error message that will be displayed when none of the other error messages apply.

Params: Use %s to show the customer the provided coupon code.

Shopping Cart

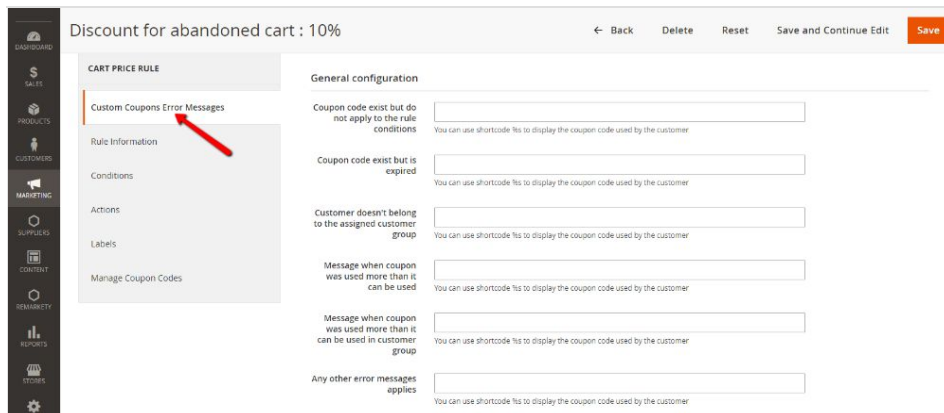
✖ Other error message

Item	Price	Qty	Subtotal
 Push It Messenger Bag	\$45.00	<input type="text" value="3"/>	\$135.00

[Move to Wishlist](#)  

Cart Price Rules Configuration and Settings

You can also define different messages for specific cart price rule. To define messages for specific cart price rule, please go to go to Marketing->Cart Price Rules and select the rule that you want to modify. Inside the edit rule menu, you'll see the Custom Coupons Error Messages tab. If you leave this fields empty, error message will be taken from the global configuration that you already set in Stores->Configuration->Custom Coupons.



Our Extension allows you to see additional statistics for every coupon error messages. These statistics are available under Manage Coupon Codes tab.

Search [Reset Filter](#) Export to: CSV [Export](#)

Actions 44 records found 20 per page < 1 of 3 >

<input type="checkbox"/>	Coupon Code	Used more times than it is defined	Used more times than it is defined in customer group	Used when expired	Does not match conditions	Used in wrong customer group	Default error message	Used	Times Used	Created On
Any <input type="checkbox"/>	<input type="text"/>							<input type="checkbox"/>	From <input type="text"/> To <input type="text"/>	From <input type="text"/> To <input type="text"/>
<input type="checkbox"/>	CQFQQO6YL6Y671	0	0	0	0	0	0	0	0	Jun 2, 2016, 8:41:42 AM
<input type="checkbox"/>	J1QYQH6AKESKZ3	0	0	1	0	0	0	0	0	Jun 2, 2016, 7:06:47 AM
<input checked="" type="checkbox"/>	QZQM6MFKJ6AY6	0	0	0	0	0	0	0	0	Jun 1, 2016, 1:55:40 PM
<input checked="" type="checkbox"/>	UMYMZBQEE00A3I	0	0	0	0	0	0	0	0	Jun 2, 2016, 7:14:29 AM
<input checked="" type="checkbox"/>	IMUAQE4DKUYQLL	0	0	0	0	0	0	0	0	Jun 2, 2016, 8:53:35 AM
<input checked="" type="checkbox"/>	NQFMELI2US90EA	0	0	0	0	0	0	0	0	Jun 2, 2016, 8:54:42 AM
<input checked="" type="checkbox"/>	9TGQEAIMOAU592	0	0	0	0	0	0	0	0	Jun 2, 2016, 9:58:30 AM
<input checked="" type="checkbox"/>	MUR2MM6EAE2	0	0	0	0	0	0	0	0	Jun 20, 2016, 2:05:49 PM
<input checked="" type="checkbox"/>	7UBAEHAYVQYQ	0	0	0	0	0	0	0	0	Jun 20, 2016, 2:05:49 PM

If you set up everything, please remember to save the Configuration!