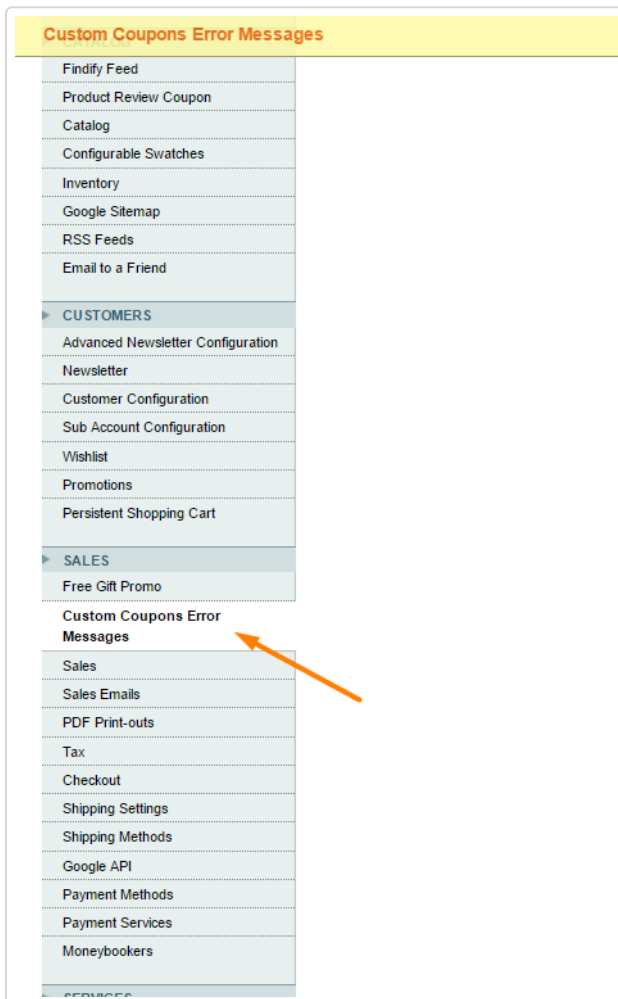


Custom Coupons - Configuration

General Configuration

You can access the main configuration screen by clicking, **System** → **Configuration**, and on the bottom left: **SALES** → **Custom Coupons Error Messages**.



The main configuration screen is broken down into sections with a number of options.

General configuration

Module enabled	Enable	[STORE VIEW]
Message when coupon does not exist	Coupon '%s' does not exists <small>▲ You can use the shortcode %s to display the coupon code used by the customer</small>	[STORE VIEW]
Coupon code exist but do not apply to the rule conditions	Coupon '%s' exists but do not apply the conditions <small>▲ You can use the shortcode %s to display the coupon code used by the customer</small>	[STORE VIEW]
Coupon code exist but is expired	Coupon '%s' exists but is expired <small>▲ You can use the shortcode %s to display the coupon code used by the customer</small>	[STORE VIEW]
Customer doesn't belong to the assigned customer group	Coupon '%s' does not belong to the customer <small>▲ You can use the shortcode %s to display the coupon code used by the customer</small>	[STORE VIEW]
Message when coupon was used more than it can be used	Coupon '%s' reached limit of usage <small>▲ You can use the shortcode %s to display the coupon code used by the customer</small>	[STORE VIEW]
Message when coupon was used more than it can be used in customer group	Coupon '%s' reached limit of usage per customer g <small>▲ You can use the shortcode %s to display the coupon code used by the customer</small>	[STORE VIEW]
Any other error messages applies	Default error message for any other message <small>▲ You can use the shortcode %s to display the coupon code used by the customer</small>	[STORE VIEW]

Module enabled

Choose whether or not the module will be active. If the module is disabled, the rest of the options will be hidden.

Default is *enabled*.

Message when coupon does not exist

This error message will be displayed when the customer enters a coupon code which does not exist.

Params: Use %s to show the customer the provided coupon code.

❗ Coupon 'qwerty' does not exist.

	Product Name		Unit Price	Qty	Subtotal	
	Nine West Women's Lucero Pump Shoe Size 4	Edit	\$89.99	1	\$89.99	



Continue Shopping
Clear Shopping Cart
Update Shopping Cart

Coupon code exist but do not apply to the rule conditions

This error message will be displayed when the coupon provided exists, but does not match the conditions of the coupon rule.

Params: Use %s to show the customer the provided coupon code.

! Coupon '1Z4WEIS90V7I' exist but do not apply the conditions

	Product Name		Unit Price	Qty	Subtotal	
	Nine West Women's Lucero Pump <i>Shoe Size</i> 4	Edit	\$89.99	<input type="text" value="1"/>	\$89.99	



[Continue Shopping](#)[Clear Shopping Cart](#)[Update Shopping Cart](#)

Coupon code exists but has expired

This error message will be displayed when the coupon provided exists, but it has expired.

Params: Use %s to show the customer the provided coupon code.

! Coupon '1Z4WEIS90V7I' exist but is expired.

	Product Name		Unit Price	Qty	Subtotal	
	Nine West Women's Lucero Pump <i>Shoe Size</i> 4	Edit	\$89.99	<input type="text" value="1"/>	\$89.99	



[Continue Shopping](#)[Clear Shopping Cart](#)[Update Shopping Cart](#)

Customer doesn't belong to the assigned customer group

This error message will be displayed when the customer who provided the coupon code does not belong to the customer groups defined in the rule configuration.

Params: Use %s to show the customer the provided coupon code.

! Customer doesn't belong to the assigned customer group

	Product Name		Unit Price	Qty	Subtotal	
	Nine West Women's Lucero Pump <i>Shoe Size</i> 4	Edit	\$89.99	<input type="text" value="1"/>	\$89.99	



[Continue Shopping](#)[Clear Shopping Cart](#)[Update Shopping Cart](#)

Coupon Reached Limit of Use by Customer Group

This error message will be displayed when the coupon code has reached the usage limit for a specific customer group.

Params: Use %s to show the customer the provided coupon code.

! Coupon '72TW7PL2TTOM' reached limit of usage.

Product Name	Unit Price	Qty	Subtotal
 Nine West Women's Lucero Pump Shoe Size 4	Edit \$89.99	<input type="text" value="1"/>	\$89.99 



[Continue Shopping](#) [Clear Shopping Cart](#) [Update Shopping Cart](#)

Coupon Reached Limit of Use

This error message will be displayed when the coupon code reached the usage limit.

Params: Use %s to show the customer the provided coupon code.

! Coupon '72TW7PL2TTOM' reached limit of usage.

Product Name	Unit Price	Qty	Subtotal
 Nine West Women's Lucero Pump Shoe Size 4	Edit \$89.99	<input type="text" value="1"/>	\$89.99 

[Continue Shopping](#) [Clear Shopping Cart](#) [Update Shopping Cart](#)

Any other error messages applies

This is the default error message that will be displayed when none of the other error messages apply.

Params: Use %s to show the customer the provided coupon code.

Finally, remember to **Save the Configuration!**



Get more information about the **Custom Coupons Error Message**

(<https://www.cminds.com/ecommerce-extensions-store/custom-coupons-error-messages-extension/>) Extension for Magento®.

Find other Magento products at the **CreativeMinds Magento Store**

(<https://www.cminds.com/ecommerce-extensions-store/>).



Let us know how we can **Improve this Product Documentation Page**

(<https://www.cminds.com/support-documentation-feedback/>).

To open a **Support Ticket** (<https://www.cminds.com/httpsecommerce-cminds-comcm-support/>) visit our support center.

Last updated on November 21, 2016

RELATED SUPPORT DOCUMENTS

[Custom Coupons - Installation \(/article/226-custom-coupons-installation\)](/article/226-custom-coupons-installation)

[Custom Coupons - Video Overview \(/article/264-custom-coupons-video-overview\)](/article/264-custom-coupons-video-overview)