



Magento 2 Sale Motivation Extensions

[Magento 2
Customers Also
Bought/Also
Viewed](#)

[Magento 2 Free
Shipping Bar](#)

[Magento 2
Frequently Bought
Together](#)

[Home](#) > [Docs](#) > [Magento 2 Sale Motivation Extensions](#) > [Magento 2 Pre - Order](#)
> [User Guide](#)

User Guide



Note: From version 1.1.8, config "Pre-Order Message in Cart/Order" and "Availability Date" were deleted for optimizing purposes. You can fill in the config "Availability message" the text and the date you want to show on the product page.

1. Overview

[Pre-Order for Magento 2 extension](#) allows previously ordering out of stock products or upcoming products. Admins can edit notices and messages to alert their customers and offer information about pre-order products.

2. How Does It Work?

2.1 General Configuration

Please go to **Stores** ⇒ **Configuration** ⇒ **BSSCommerce** ⇒ **Pre-Order**

The screenshot shows the 'General Configuration' section for the Pre-Order extension. It contains six configuration options, each with a dropdown menu and a 'Use system value' checkbox. The 'Enable' option is set to 'Yes' and has a version number '1.1.8' below it. The 'Allow Mixing Order' option is set to 'Yes' with a note: 'Choose "Yes" to allow adding both regular and pre-order product to an order.' The 'Display Out of Stock Product with Pre-Order Status Only' option is set to 'Yes' and has a checked 'Use system value' checkbox with a note: 'Config only works when default "Display out of stock" is set "Yes".' The 'Text for Pre-Order Button' option is set to 'Pre-Order'. The 'Note for Pre-Order Products in Cart/Order' option is set to 'Pre-Ordered Product' with a note: '(preorder_date) can be used as the Pre-order Button Availability period in each product detail page.' The 'Default Message for Pre-Order Products' option is set to 'This product is temporarily out of stock. You can pre order it to get 20% off!' with a note: '(preorder_date) can be used as the Pre-order Button Availability period in each product detail page.'

In **Enabled**, choose **Yes** to enable the extension, or **No** to disable it.

In **Allow Mixing Order**, choose **Yes** to allow adding both regular and pre-order items to an order, or **No** to allow adding only pre-order items or regular items to the order.

In **Display Out of Stock Product with Pre-Order Status Only**, config only works when the default "Display out of stock" is set "Yes".

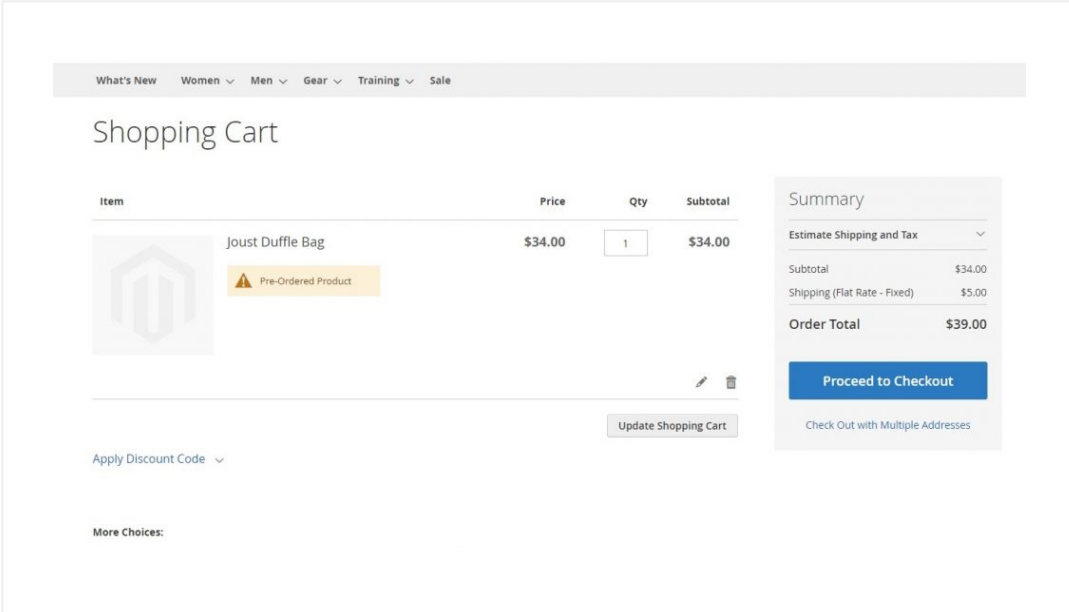
The default Magento 2 disables out of stock products, to enable them, please go to **Store ⇒ Configuration ⇒ Catalog ⇒ Inventory ⇒ Stock Options, in Display Out of Stock Products, choose Yes.**

In **Text for Pre-order Button**, edit text to be shown on the pre-order button.


In **Note for Pre-Order Products in Cart/Order**, edit a notice for pre-order product in cart/order. {preorder__date} can be used as the Pre-order Button Availability period in each product detail page.

In **Default Message for Pre-order Products**, edit a message about pre-order products to appear on the product pages. {preorder__date} can be used as the Pre-order Button Availability period in each product detail page.

- Note for pre-order products in the shopping cart:



The screenshot displays a Magento 2 Shopping Cart interface. At the top, there is a navigation bar with links for 'What's New', 'Women', 'Men', 'Gear', 'Training', and 'Sale'. The main heading is 'Shopping Cart'. Below this, a table lists the items in the cart:

Item	Price	Qty	Subtotal
 Joust Duffle Bag <small>Pre-Ordered Product</small>	\$34.00	1	\$34.00

Below the table, there are options to 'Apply Discount Code', 'Update Shopping Cart', and 'More Choices:'. On the right side, a 'Summary' box shows the following details:

- Estimate Shipping and Tax (dropdown)
- Subtotal: \$34.00
- Shipping (Flat Rate - Fixed): \$5.00
- Order Total: \$39.00**

A blue 'Proceed to Checkout' button is located below the summary, with a link for 'Check Out with Multiple Addresses' underneath it.

- Note for pre-order products in order information page (**My Account** ⇒ **My Orders** ⇒ **View Order**)

Order # 000000007 PENDING PRE-ORDER

January 20, 2021 Print Order

Items Ordered

Product Name	SKU	Price	Qty	Subtotal
Simple Product Pre-Ordered Product	24-MB01	\$34.00	Ordered: 1	\$34.00
Configurable Product Size M Color Gray	MH01-M-Gray	\$52.00	Ordered: 1	\$52.00
Subtotal				\$86.00
Shipping & Handling				\$0.00
Tax				\$4.29
Grand Total				\$90.29

Note:

- Only registered customers can view the order information page by going to **My Account My Orders** ⇒ **View Order**.
- Because the scope of the module configuration is store view, you can customize the pre-order configurations for each store view.

After setting, you need to save your configuration then flush the cache to start using the module.

2.2 Product Detail Page Configs

Please go to **Catalog** ⇒ **Products** then select a product to go to its product details page. Scroll down to see the Pre Order configuration block:

*** Notes:** This Pre Order for Magento 2 extension only supports Simple products, Configurable Products and Grouped products. It does not support Virtual, Downloadable, and Bundle Products.

The screenshot displays the 'Simple Product' configuration page in the Magento 2 Admin. The 'Pre Order' configuration block is highlighted with a red border. It contains the following fields:

- Pre-Order** (Store view): A dropdown menu set to 'Yes'.
- Pre-Order Message** (Store view): A text area containing the message: 'This product is temporarily out of stock. You can pre order it to get 20% off!'. Below the text area, a note states: 'gpreorder_date can be used as the Pre-order Button Availability period. If this field is blank, the default message edited in the configuration will be displayed.'
- Availability Message** (Store view): A text area containing the message: 'Will be ready in 30 days'. Below the text area, a note states: 'gpreorder_date can be used as the Pre-order Button Availability period.'
- Pre-order Button Availability From** (Store view): A date picker field.
- To** (Store view): A date picker field.
- Below the date pickers, a note states: 'This config only works when the product is set Pre-order: Yes'

In Pre-Order:

- **Yes:** set pre-order function for the product. The Add to Cart button is automatically replaced by the Pre-order button and it is always pre-order items without depending on Quantity and Stock Status.

- **No:** not set pre-order function for the product. And it is the default value if you don't customize.
- **When Product Become Out Of Stock:** if the product is out of stock, Add to Cart button is replaced by the Pre-Order button and customers can pre-order this product. In case the product is in stock but customers order the quantity of product that is more than the available quantity, this order will be changed to pre-order.

Note:

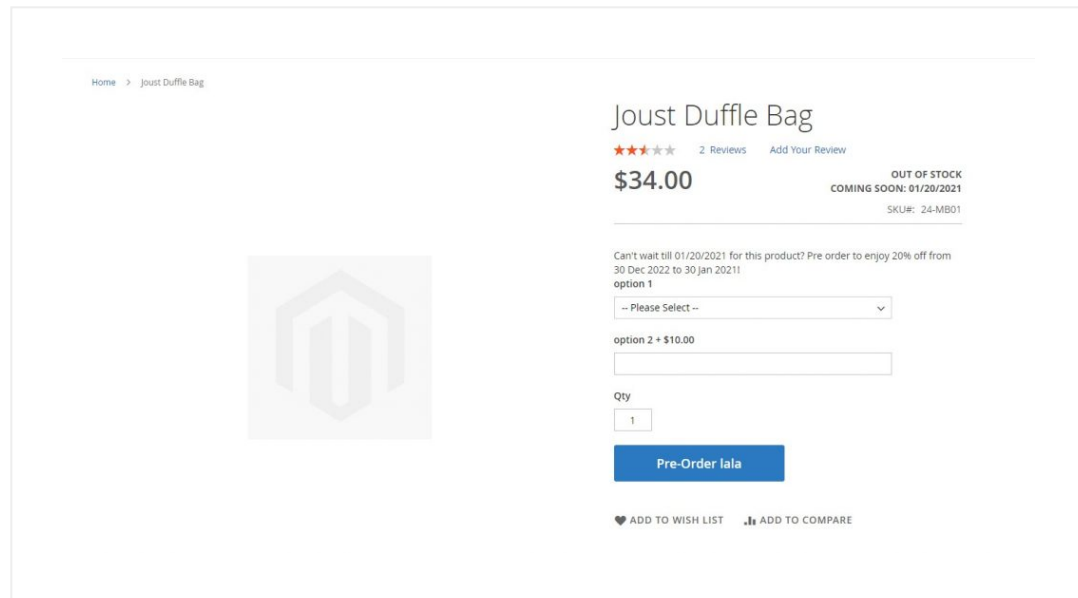
- We recommend you turn off the back order configuration of the default Magento 2 if you set the pre order configuration to **Yes/ when out of stock**. This is to prevent logic conflict.
- You can use the back-order from the default Magento when you turn our pre order to **No**.

In **Pre-order Message**, {preorder__date} can be used as the Pre-order Button Availability period. If this field is blank, the default message edited in the configuration will be displayed.

In **Availability Message**, {preorder__date} can be used as the Pre-order Button Availability period.

In **Pre-order Button Availability From**, enter the date to run the pre-order on the product.

Here is how the front end renders your message.



2.3 Work with configurable & grouped

To setup pre-order for Configurable Product and Grouped Product, you need to customize for separate children products.

+ With Configurable Product:

The screenshot displays a product page for 'Hero Hoodie'. The breadcrumb navigation shows 'Home > Hero Hoodie'. The main image features a male model wearing the hoodie. To the right, the product title 'Hero Hoodie' is displayed, along with the text 'Be the first to review this product'. The price is '\$54.00', and the availability date is '23 SEP 2017' with SKU# 'MH07'. A message states: 'This product is temporarily out of stock. You can pre order it to get 20% off!'. The size selection is set to 'XS' (with 'XS', 'S', 'M', 'L', and 'XL' buttons visible). The color selection is set to 'Gray' (with 'Black', 'Gray', and 'Green' buttons visible). The quantity is set to '1'. A prominent blue 'Pre-Order' button is located below the quantity field. At the bottom, there are links for 'ADD TO WISH LIST', 'ADD TO COMPARE', and 'EMAIL'. Below the main image, there are three smaller thumbnail images of the hoodie from different angles.

If a child product is set as pre-order and buyers select this child product, the Add to Cart button is immediately replaced by the Pre-Order button.

+ With Grouped Product:

Home > Gear > Fitness Equipment > Set of Sprite Yoga Straps

Set of Sprite Yoga Straps

Be the first to review this product

SKU#: 24-WG085_Group

Pre-order child product of a grouped product

Product Name	Qty
Sprite Yoga Strap 6 foot \$14.00 This product is temporarily out of stock. Pre-order and get 20% discount!	1
Sprite Yoga Strap 8 foot \$17.00	1
Sprite Yoga Strap 10 foot \$21.00	1

[Add to Cart](#)

[ADD TO WISH LIST](#) [ADD TO COMPARE](#) [EMAIL](#)

In product page, the pre-order message will be shown under the pre-order product.

2.4 Manage previous orders in backend

Please go to **Sales** ⇒ **Orders**, the order grid table will appear.

Search by keyword

Filters

Purchase Date from to

Grand Total (Base) from to

Grand Total (Purchased) from to

Purchase Point

Bill-to Name

Ship-to Name

Status

Actions per page of 2

ID	Purchase Point	Purchase Date	Bill-to Name	Ship-to Name	Grand Total (Base)	Grand Total (Purchased)	Status	Action
<input type="checkbox"/> 00000023	Main Website Main Website Store Default Store View	Aug 25, 2017, 17:10:59 PM	Mai Phan	Mai Phan	\$1,161.00	Special order status for pre-orders	Processing Pre-Order	<input type="button" value="View"/>
<input type="checkbox"/> 00000022	Main Website Main Website Store Default Store View	Aug 25, 2017, 17:03:11 PM	Mai Phan		\$150.00	\$150.00	Complete	<input type="button" value="View"/>
<input type="checkbox"/> 00000021	Main Website Main Website Store Default Store View	Aug 25, 2017, 17:00:06 PM	Mai Phan		\$150.00	\$150.00	Complete	<input type="button" value="View"/>
<input type="checkbox"/> 00000020	Main Website Main Website Store Default Store View	Aug 25, 2017, 16:28:14 PM	Mai Phan	Mai Phan	\$76.00	\$76.00	Processing	<input type="button" value="View"/>
<input type="checkbox"/> 00000019	Main Website Main Website Store Default Store View	Aug 25, 2017, 11:55:40 AM	Mai Phan	Mai Phan	\$421.00	\$421.00	Processing	<input type="button" value="View"/>

In the Status column, order status of pre-orders is Pending Pre-Order or Processing Pre-Order. You can quickly find the pre-order by sorting status.

Note:

- Status “Pending Pre-Order” will be changed to “Processing Pre-Order” after creating invoices for the orders.
- You can’t create shipment for the orders including pre-order items.

Order Total

Notes for this Order

Status

Processing

Processing Pre-Order

Suspected Fraud

Notify Customer by Email

Visible on Storefront

Aug 29, 2017 10:20:08 AM | Processing | Customer **Not Notified**

Aug 29, 2017 10:15:57 AM | Processing | Customer **Not Notified**

Aug 29, 2017 10:14:32 AM | Processing | Customer **Not Notified**

Aug 25, 2017 5:16:59 PM | Pending Pre-Order | Customer **Notified**

Order Totals

Subtotal	\$1,445.00
Shipping & Handling	\$5.00
Discount	-\$289.00
Grand Total	\$1,161.00
Total Paid	\$0.00
Total Refunded	\$0.00
Total Due	\$1,161.00

In case pre-order products have been in stock and you want to change status for the orders containing them, you can go to the Order View Page and change status from Pending Pre-Order to Pending or Processing Pre-Order to Processing.

2.5 Show alert for the pre-order product in the order confirmation email.

This is a built-in feature. The notification message here will depend on the **Note for Pre-order Products in Cart/Order** configuration at the **General Configuration**.

Your Order #000000176
Placed on Jun 23, 2020, 10:17:49 AM

Billing Info Veronica Costello 123 HN HN, Armed Forces Americas, 12345 United States T: 0999999999	Shipping Info Veronica Costello 123 HN HN, Armed Forces Americas, 12345 United States T: 0999999999
Payment Method Check / Money order	Shipping Method Best Way - Table Rate

Items	Qty	Price
Crown Summit Backpack SKU: 24-MB03	1	\$38.00
Rival Field Messenger SKU: 24-MB06	1	\$45.00
Strive Shoulder Pack SKU: 24-MB04 Pre-Ordered Product	1	\$32.00
	Subtotal	\$115.00
	Shipping & Handling	\$0.00
	Grand Total	\$115.00

Specific note for product that is pre-ordered

*Note: Compatible with MSI

- If the website is assigned to multi-source: Product is displayed as Pre-Order only when all sources have stock status is Out of Stock or all source quantities are 0, Salable Qty has no impact.
- If the website is assigned to one source only: Product is displayed as Pre-Order only when stock status is Out of Stock or source quantity is 0. If Salable Qty equals or less than 0, the product is still displayed as usual.

3. API Support

No	API	URL	Method
1	Check if product is preordered or not	{{base_url}}/rest/V1/preorders/:sku	GET
2	Get all SKU of pre order product on site	{{base_url}}/rest/V1/preorders	GET

✉ Still stuck? [How can we help?](#) /

Updated on March 14, 2022

[← Installation Guide](#)

Was this article helpful to you?

Yes

No