



## USER GUIDE

---

# GUEST WISH LIST




---

### Our support team:

 [store.belvg.com](https://store.belvg.com)

 [store.belvg](#)

 [store@belvg.com](mailto:store@belvg.com)

 +46406938483

---

## Table of contents

<a href="#">Introduction to Guest Wish List</a>	2
<a href="#">Key features</a>	2
<a href="#">How to Install Guest Wish List Extension</a>	3
<a href="#">How to Configure</a>	4
<a href="#">How to Use</a>	5
<a href="#">Feedback</a>	9

---

## 1. Introduction to Guest Wish List

The default Magento functionality allows only signed up users to add products to wish list. However, the research shows that almost 30% of all guest visitors tend to leave a website if they are prompted to register or log-in.

The Guest Wish List extension for Magento 2 will help you decrease the bounce rate and improve your lead conversion stats by proving the possibility for guest visitors to add items to wish list without logging in or creating an account.

Users will be able to add and remove products from the wish list any time they want and even if they leave the webstore and then return back later — their wish list will still be available, because the extension allows the cookie lifetime to be set from 30 days and longer.

If a user decides to log in or register — the module merges the wish lists, so all the items that have been added under the guest session will be transmitted to the main user's account.

### Key features

- Guest users are able to add products to the wish list;
- The Ajax technology allows adding items to the wish list without reloading the main page;
- Items from the wish list can be added to the shopping cart or be removed;
- The last 3 items added to a wish list are displayed on the left sidebar on all pages;
- There is a separate page to manage the wish list;
- Guest wish list is automatically merged once a user logs in or registers an account;
- Control cookie lifetime via the module settings.

---

## 2. How to Install Guest Wish List Extension

Magento 2 provides a convenient way to manually install a module via composer. In case you got an extension from a provider like a zip-file, follow [this instruction](#).

Further run the following commands:

1. Enable module with `php bin/magento module:enable BelVG_GuestWishlist`
2. Run `php bin/magento setup:upgrade`
3. Recompile DI `php bin/magento setup:di:compile`
4. Recompile static files: `php bin/magento setup:static-content:deploy`
5. Flush cache `php bin/magento cache:flush`

### 3. How to Configure

**Note:** The extension has been developed and tested only on the Luma and blank Magento themes, so the setting descriptions and screenshots provided in this manual may differ from those you may see if using some custom theme.

The module is very simple to use and does not require a lot of fine-tuning. Log into your admin panel and navigate to **Stores → Configuration → BelVG Extensions → Guest Wish List**.

<b>Enabled For Frontend</b> <small>[store view]</small>	Yes
<b>Cookie Lifetime</b> <small>[store view]</small>	30
<b>Merge Whishlist</b> <small>[store view]</small>	Yes

Merged withlist after authorization

The extension will offer the following options for configuring:

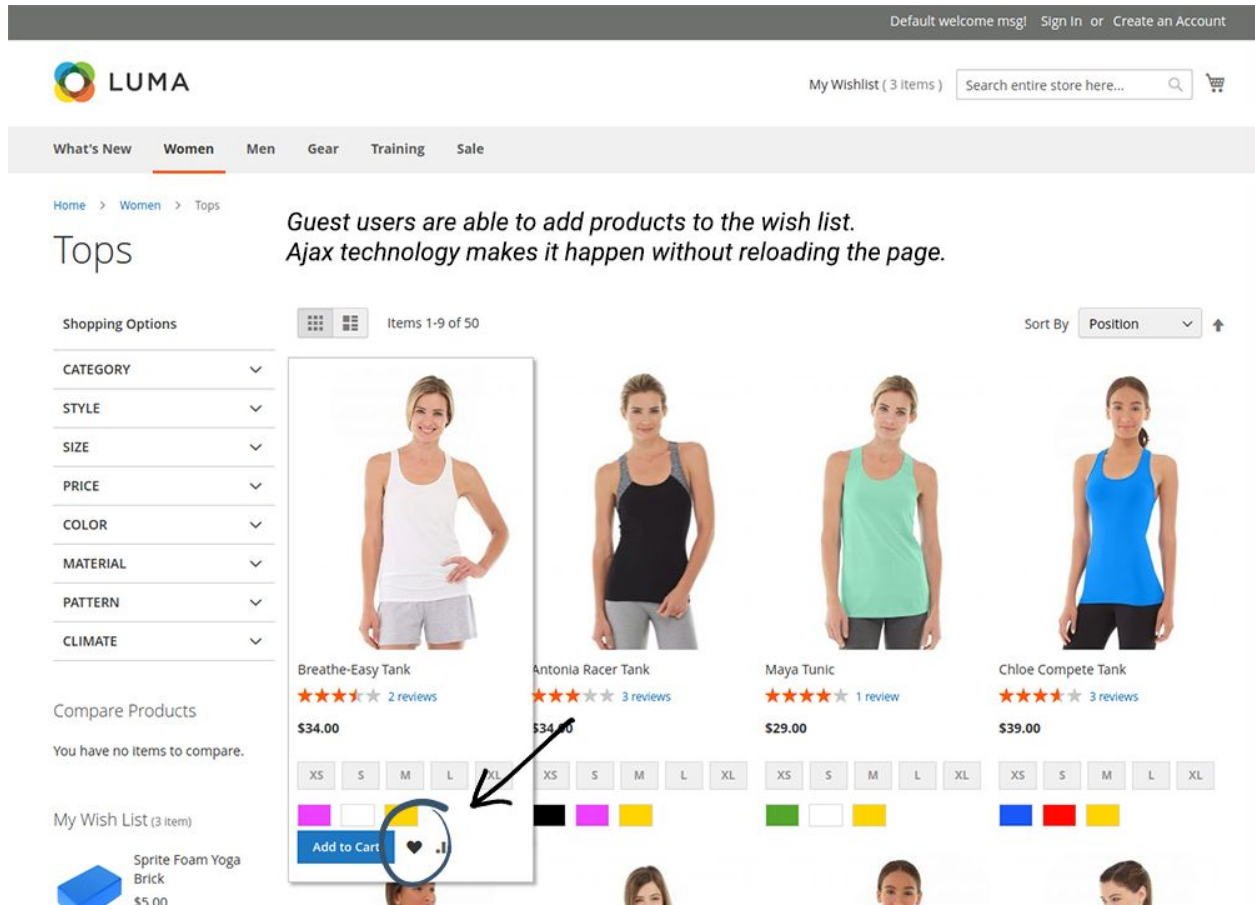
- **Enable for Front end:** choose **Yes** to enable the extension;
- **Cookie Lifetime:** specify the lifetime period of cookie files. Once the indicated period expires the cookies will be automatically deleted from the browser and the users will no longer be able to access their wish lists.
- **Merge Wish list:** select **Yes** to merge wish lists after the guest users get registered or sign into their accounts.

That is all! Once you are ready with the settings, click the **Save Config** button to apply the changes.

### 3. How to Use

Now lets see how the module actually works on the front end.



After you enable the extension all unregistered users will be able to create their own wish lists and use them without creating accounts on your store.



Items will be added to the wish list without reloading the main page and products that have already been added to the wish list will have a mark.

After the user logs in the guest wish list will be automatically merged with the main wish list of the account.


Welcome, Alex! Alex Plain ▾

Search entire store here...  


[Gear](#) [Training](#) [Sale](#)

## My Wish List


*The guest wish list will be automatically merged with the main wish list of the account after a user logs in or registers.*



Jade Yoga Jacket  
**\$32.00**



Ingrid Running Jacket  
**\$84.00**



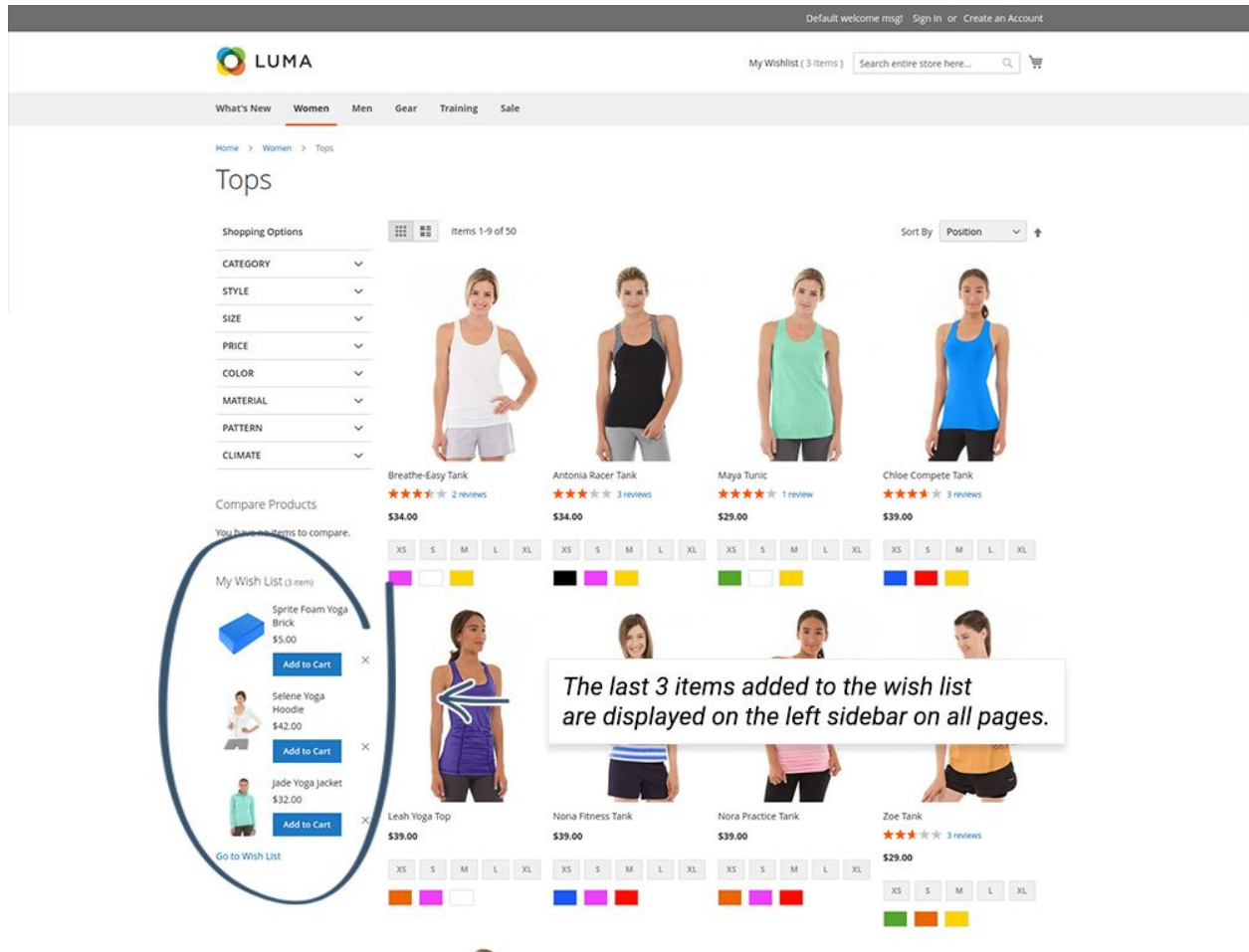
Sprite Foam Yoga Brick  
**\$5.00**

[Update Wish List](#)

[Share Wish List](#)

[Add All to Cart](#)

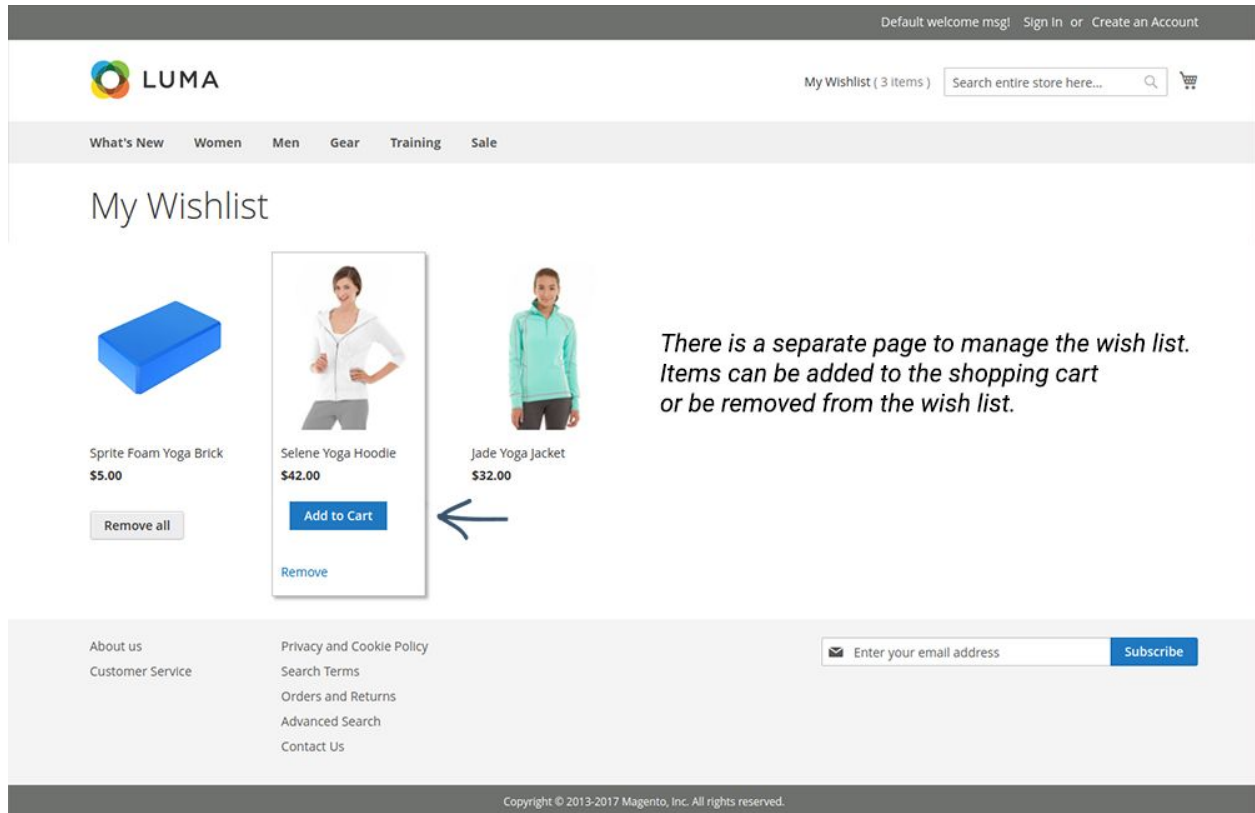
The last 3 items that have been added to the wish list are additionally displayed on the left sidebar, where they can be either removed or added to the shopping cart.



The screenshot shows the LUMA website interface. At the top, there's a navigation bar with 'LUMA' logo, 'My Wishlist (3 items)', and a search bar. Below the navigation, there are category tabs: 'What's New', 'Women', 'Men', 'Gear', 'Training', and 'Sale'. The main content area is titled 'Tops' and displays a grid of four tank tops: 'Breathe-Easy Tank' (\$34.00), 'Antonia Racer Tank' (\$34.00), 'Maya Tunic' (\$29.00), and 'Chloe Compete Tank' (\$39.00). Each item has a star rating and a number of reviews. Below the grid, there's a 'Compare Products' section and a 'My Wish List (3 items)' sidebar. The sidebar lists three items: 'Sprite Foam Yoga Brick' (\$5.00), 'Selene Yoga Hoodie' (\$42.00), and 'Jade Yoga Jacket' (\$32.00). A blue circle highlights this sidebar. A white box with a blue arrow points to the last three items in the main product grid, with the text: 'The last 3 items added to the wish list are displayed on the left sidebar on all pages.'



The module creates a separate page to manage the wish list: users can review the list of items and either add them to the shopping cart or remove one by one or all at once.



Default welcome msg! Sign in or Create an Account

LUMA My Wishlist ( 3 Items ) Search entire store here...

What's New Women Men Gear Training Sale

## My Wishlist

Sprite Foam Yoga Brick  
\$5.00  
Remove all

Selene Yoga Hoodie  
\$42.00  
Add to Cart  
Remove

Jade Yoga Jacket  
\$32.00

*There is a separate page to manage the wish list. Items can be added to the shopping cart or be removed from the wish list.*

About us  
Customer Service

Privacy and Cookie Policy  
Search Terms  
Orders and Returns  
Advanced Search  
Contact Us

Enter your email address Subscribe

Copyright © 2013-2017 Magento, Inc. All rights reserved.

Items that have been added to the shopping cart can still remain in the wish list.

## **We'd be happy to hear your feedback!**

Your comments help us provide the best service on the market.  
So, please, take a moment and [share your thoughts](#).

In case any difficulties feel free to [contact us](#).  
We'll be happy to assist!