

Test Manual Integration Module between Cielo and Magento 2

Cielo- Core

- To perform the tests use the test keys / SandBox below:
 - **MerchantId:**08827482-92fe-4b4d-8ad7-900e48b915f3
 - **MerchantKey:**NTXEZDSQJFFMIJSXTDIERWCHPBOWEOJHAAVNBQCN

** Note: Keys only to testing to production manages their own keys requesting the support of cielo. The keys listed above for an indefinite availability.*

- If the test keys stop working and still you do not have your own keys of the SandBox environment can generate them registering at Cielo's platform:
 - <https://cadastrosandbox.cieloecommerce.cielo.com.br/?culture=en-US>

credit card

- **Test cards**
 - to make a purchase with credit card using the test cards below:

for better use of Payment Method Simulated, we are providing **test cards** on the table below.

STATUS TRANSACTION	END CARD	CODE RETURN	MESSAGE RETURN
Authorized	0000.0000.0000.0001 0000.0000.0000.0004	4/6	Operation performed successfully
Unauthorized	0000.0000.0000.0002	05	Unauthorized
Unauthorized	0000.0000.0000.0003	57	Card Expired
Unauthorized	0000.0000.0000.0005	78	Card locked
Unauthorized	0000.0000.0000.0006	99	Time Out
Unauthorized	0000.0000.0000.0007	77	Card Canceled
Unauthorized	0000.0000.0000.0008	70	Problems with Credit Card
Authorization Random	0000.0000.0000.0009	99	Successful Operation / Time Out

Example of a test card -4024.0071.5376.3191

The information **Cód.Segurança(CVV)** and validity can be random, keeping the format - CVV (3 digits) expiration (MM / YYYY).

Test Cards:

- 4929886780560241
- 4539486299059272
- 4916017735079393
- 4160194569568214
- 4929275922823495
- 4539243335755466
- 4485471087695267
- 4539317805904778
- 4916896156076719

** Note: The cards above were generated: <http://www.geradorcartaodecredito.com.br/visa>*

Comments

- General

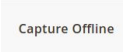
- Cielo's Backoffice panel is only released after the approval of store and the register. While this is not done you may use the SandBox environment to carry out the sale of tests.
-

- Credit Card

- Credit Card Purchases online can be captured only once may be complete or partial capture if make a partial capture of selling the remaining catches shall be carried out offline instore and online at Backoffice Cielo.

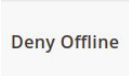
Capture

- Shopping Credit Card can only be authorized or Captured automatically.
 - **Authorized**
 - Authorization (or pre-authorization) is the main operation in the eCommerce, because through it is that a sale can be realized. The pre-authorization only sensitizes the customer limit, but does not even charge for the consumer.
 - **Captured**
 - By performing a pre-release, confirming is that this recovery is affected by the cardholder required. Through this operation that effective pre-authorization, which may be performed in typically within 5 days after the date of pre-authorization.

- You can capture a sale through the Offline button  accessing through the admin a request with Status **Payment Review**.



cancellation

- Purchases captured may be partially canceled until no more values to be canceled.

- You can Cancel Offline a sale via the button  accessing through the admin a request with Status **Payment Review**.

Payment Update

- You can get payment updates if the update postback request has not yet been sent. For updates visit a request with Status **Payment Review** and click

 the button  like if there is status update in Cielo will be updated in the store.

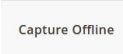
- Boleto Bancario

Overall

- Shopping with Boleto Bancario is available only to the country Brazil / Brazil and currency BRL / BR

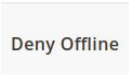
Capture

- Shopping with Boleto Bancario must be **manually Captured** in store after **confirmed** the **payment** by the **backoffice of Cielo**. Cielo does not support this procedure via automation.

- You can capture a sale through the Offline button  accessing through the admin a request with Status **Payment Review**.

- Cancellation

Cielo does not support online cancellation only via Boleto Back office, so the cancellation must be made Manual / Offline in store and online at Backoffice Cielo.

- You can Cancel Offline a sale via the button  accessing through the admin a request with Status **Payment Review**.

- Debit Card

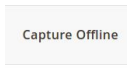
- Use the test cards listed above for credit card to carry out the test with Debit Card.

Overall

- Shopping with Debit Card is available only to Brazil / Brazil country and currency BRL / BR

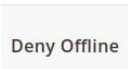
Capture

- Shopping made with Debit Card can only be captured completely online and can not be captured part.

- You can capture a sale through the Offline button  accessing through the admin a request with Status **Payment Review**.

Cancellation

- purchases made with Debit Card can only be canceled completely online and can not be canceled partially.

- You can Cancel Offline a sale via the button  accessing through the admin a request with Status **Payment Review**.

References:

- Payment Capture information
 - <https://developercielo.github.io/manual/cielo-ecommerce#captura>
- Payment Cancellation Information
 - <https://developercielo.github.io/manual/cielo-ecommerce#cancelando-uma-venta>
- Test Cards information
 - <https://developercielo.github.io/manual/cielo-ecommerce#cart%C3%A3o-de-cr%C3%A9dito-sandbox>
- information about Transaction Query API via
 - <https://developercielo.github.io/manual/cielo-ecommerce#query-of-transaction%C3%A7%C3%B5es>
- Transaction Status Information
 - <https://developercielo.github.io/manual/cielo-ecommerce#status>
- User Guide Magento 2.1
 - http://docs.magento.com/m2/ce/user_guide/Resources/pdf/Magento_Community_Edition_2.1_User_Guide.pdf
- General Documentation Cielo
 - <https://developercielo.github.io/manual/cielo-ecommerce>

- Tutorials
 - <https://developercielo.github.io/tutorial/tutorial-3-0>
- Developer Support
 - email
 - jefferson.b.porto@gmail.com jefferson.porto@ymail.com
 - LinkedIn
 - <https://www.linkedin.com/in/jeffersonbatistaporto/>