

“Averer Newsletter Popup Magento Extension”

26/11/2016
Averer.in
info@averer.in

Thank you for purchasing our Magento extension. If you have any questions that are beyond the scope of this help file, please feel free to email us your question. Thank you!

Table of Contents

- A. [Installing the extension using SSH Console](#)
 - B. [Term & Conditions](#)
-

A) Installing the extension using SSH Console - [top](#)

To Install Extention Follow the Instruction below:

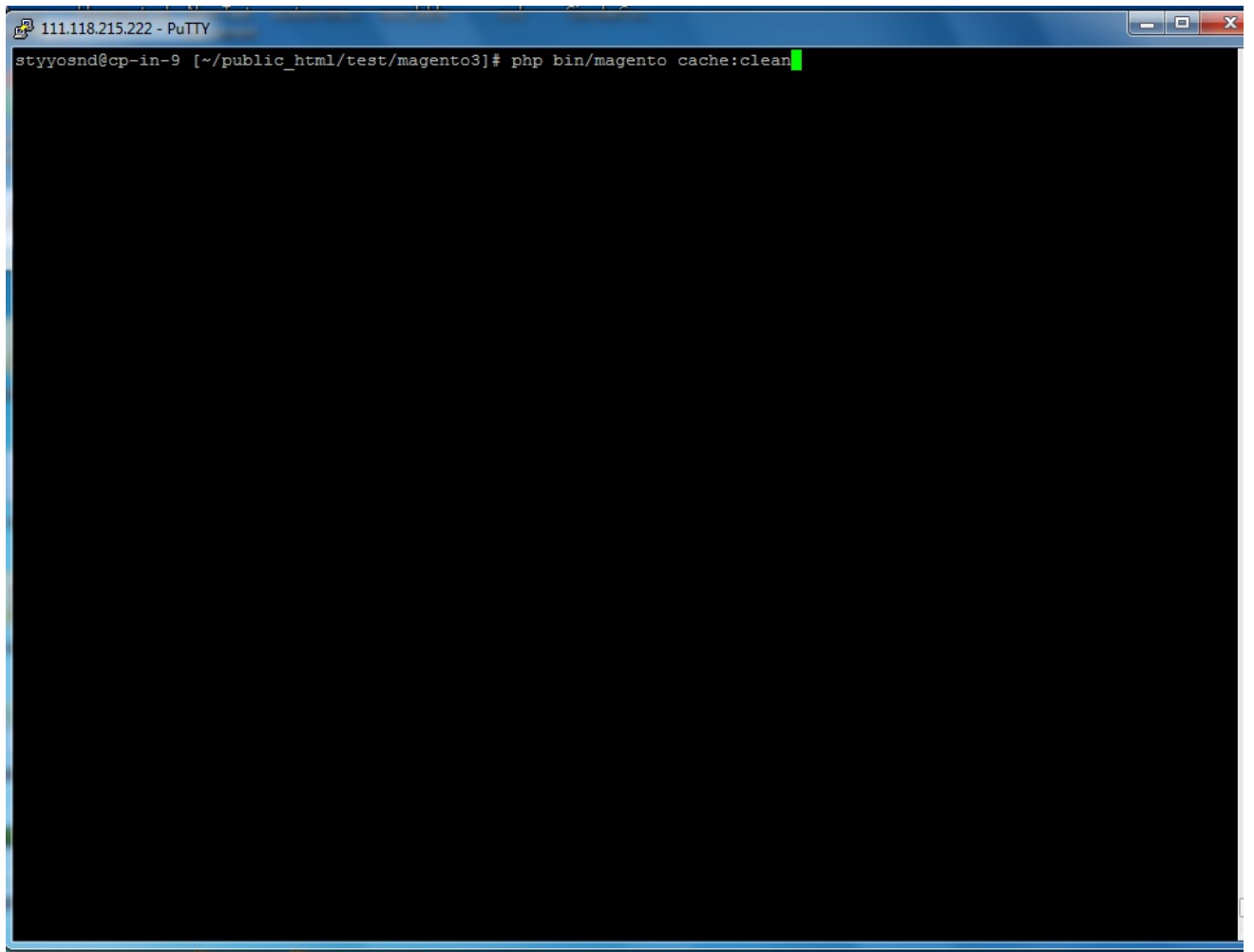
- 1.) Backup your store Directory and store Database
- 2.) Download Newsletter installation package
- 3.) Upload content of the newsletter installation package to your store root directory
- 4.) In SSH Console of your server navigate to your store root folder

cd path_to_the_store_root_folder

+ Write down the cache clean command

php bin/magento cache:clean

on SSH Console and Clean the cache in the site :-

A screenshot of a PuTTY terminal window. The title bar at the top reads "111.118.215.222 - PuTTY". The terminal content shows a shell prompt "styyosnd@cp-in-9 [~/public_html/test/magento3]#" followed by the command "php bin/magento cache:clean" and a green cursor. The rest of the terminal area is black and empty.

```
111.118.215.222 - PuTTY
styyosnd@cp-in-9 [~/public_html/test/magento3]# php bin/magento cache:clean
```

+ Write the Upgrade command

php bin/magento setup:upgrade

on SSH Console to Install your Extension :-

```
111.118.215.222 - PuTTY
styyosnd@cp-in-9 [~/public_html/test/magento3]# php bin/magento cache:clean
Cleaned cache types:
config
layout
block_html
collections
reflection
db_ddl
eav
customer_notification
full_page
config_integration
config_integration_api
translate
config_webservice
styyosnd@cp-in-9 [~/public_html/test/magento3]# php bin/magento setup:upgrade
```


Write the Deploy command

php bin/magento setup:static-content:deploy

on SSH Console to install your Extension.

```
111.118.215.222 - PuTTY
Module 'Magento_Captcha':
Module 'Magento_Vault':
Module 'Magento_Persistent':
Module 'Magento_ProductAlert':
Module 'Magento_ProductVideo':
Module 'Magento_Authorizenet':
Module 'Magento_Reports':
Module 'Magento_RequireJs':
Module 'Magento_Review':
Module 'Magento_Rss':
Module 'Magento_CatalogRuleConfigurable':
Module 'Magento_Paypal':
Module 'Magento_OfflineShipping':
Module 'Magento_GoogleAdwords':
Module 'Magento_SampleData':
Module 'Magento_CatalogSearch':
Module 'Magento_Integration':
Module 'Magento_SendFriend':
Module 'Magento_Shipping':
Module 'Magento_Sitemap':
Module 'Magento_NewRelicReporting':
Module 'Magento_Swagger':
Module 'Magento_Swatches':
Module 'Magento_SwatchesLayeredNavigation':
Module 'Magento_Tax':
Module 'Magento_TaxImportExport':
Module 'Magento_GiftMessage':
Module 'Magento_Translation':
Module 'Magento_GoogleOptimizer':
Module 'Magento_Ups':
Module 'Magento_UrlRewrite':
Module 'Magento_EncryptionKey':
Module 'Magento_Usps':
Module 'Magento_Variable':
Module 'Magento_Braintree':
Module 'Magento_Version':
Module 'Magento_Webapi':
Module 'Magento_WebapiSecurity':
Module 'Magento_Weee':
Module 'Magento_CatalogWidget':
Module 'Magento_Wishlist':
Please re-run Magento compile command
sttyosnd@cp-in-9 [~/public_html/test/magento3]# php bin/magento setup:static-content:deploy
```

Go to your magento admin Panel and login with your username and password



Your magento module showing into backend section

System Messages: 1

admin

Reload Data

Chart is disabled. To enable the chart, click [here](#).

Revenue	Tax	Shipping	Quantity
\$0.00	\$0.00	\$0.00	0

Bestsellers | Most Viewed Products | New Customers | Customers

We couldn't find any records.

Magento ver. 2.1.2
[Report Bug](#)

Click Here to See Magento Setting

Enable Your Module to see All setting

System Messages: 1

admin

Save Config

Store View: Default Config

EXTENSIONS

Averer
technologies.pvt.ltd.

Newsletter Popup

GENERAL

CATALOG

CUSTOMERS

SALES

SERVICES

ADVANCED

General


Enable [store view] No Yes

Gradient patterns [store view] No

Copyright © 2016 Magento Commerce Inc. All rights reserved.

Magento ver. 2.1.2
[Report Bugs](#)

Here Is your Magento setting to customize your module Easily



Save Config

- [Dashboard](#)
- [Sales](#)
- [Products](#)
- [Customers](#)
- [Marketing](#)
- [Content](#)
- [Reports](#)
- [Averer](#)
- [Stores](#)
- [System](#)
- [Find Partners & Extensions](#)

Newsletter PopUp

- GENERAL
- CATALOG
- CUSTOMERS
- SALES
- SERVICES
- ADVANCED

Enable <small>[store view]</small>	<input type="text" value="Yes"/>
Theme <small>[store view]</small>	<input type="text" value="Theme 2"/>
Display Animation <small>[store view]</small>	<input type="text" value="rotateIn"/>
Heading <small>[store view]</small>	<input type="text" value="Get fresh daily news for free!"/> <small>May start with "Get fresh daily news for free!" placeholder.</small>
Heading Color <small>[store view]</small>	<input type="text" value="#000"/> <small>#000</small>
Sub Heading <small>[store view]</small>	<input type="text" value="Signup to our awesome newsletter and receive f"/> <small>May start with "Signup to our awesome newsletter and receive fresh daily news." placeholder.</small>
Sub Heading Color <small>[store view]</small>	<input type="text" value="#000"/> placeholder.
Button Background Color <small>[store view]</small>	<input type="text"/> <small>Hex value of colour. e.g #8f8f8f</small>
Button Text Color <small>[store view]</small>	<input type="text"/> <small>Hex value of colour. e.g #8f8f8f</small>
Bg Image <small>[store view]</small>	<input type="button" value="Choose File"/> No file chosen
Gradient patterns <small>[store view]</small>	<input type="text" value="Yes"/>

Change your setting according to your Need and click on SAVE CONFIG BUTTON(that's showing top right side of your magento backend panel)

D) Term & Conditions - [top](#)

1. This Magento extension can only be installed on 1 domain
2. If you wish to use the extension on another domain, please purchase again.
3. We are not responsible for any issues that may occur during the installation of this Magento extension.
4. We are not responsible for any module conflicts on your Magento website.
5. This extension was developed for default Magento CE 2.1.0, 2.1.1, 2.1.2.

Once again, thank you so much for purchasing this Magento extension. We are glad to help you if you have any questions relating to this extension. No guarantees, but we will do our best to assist.

[Go To Table of Contents](#)