

Dynamic Search Placeholder for Magento 2

[Aurora Creation Sp. z o.o.]

<https://auroracreation.com/>

Introduction:

Dynamic switch keywords in search input placeholder.

Installation with Composer:

- connect to your server with SSH,
- navigation to your project and run these commands:
\$ composer require aurora/module-dynamic-search-placeholder
\$ php bin/magento setup:upgrade
\$ php bin/magento cache:flush

Update with Composer (if extension was installed by Composer):

```
$ composer update aurora/module-dynamic-search-placeholder  
$ php bin/magento setup:upgrade  
$ php bin/magento cache:flush
```

Installation without Composer:

- buy extension,
- unzip archive,
- upload extension files on your server to: {Magento root}/app/code
- in Magento root folder run commands:
\$ php bin/magento setup:upgrade
\$ php bin/magento cache:flush

Features

Front office features:

- Display keywords for search input placeholder:

Default welcome msg! Sign In or Create an Account

test  

Configuration:




- you can enable module, set display order for keywords and set interval in:
Stores >> Configuration >> Aurora >> Dynamic Search Placeholder.

General Configuration

Enabled
[store view]

Interval (in seconds)
[store view]

Keywords
[store view]

Keyword	Action
<input type="text" value="test"/>	<input type="button" value="Add after"/> 
<input type="text" value="test2"/>	<input type="button" value="Add after"/> 
<input type="text" value="test3"/>	<input type="button" value="Add after"/> 
<input type="button" value="Add"/>	