

# Simple Extended Contact Forms for Magento2

[Aurora Creation LTD.] <http://magecreation.com/>

## Introduction

This extension allows create your own high customizable contact form in magento2 webstore.

Phone  
1-800-403-8838  
Call the Luma Helpline for concerns, product questions, or anything else. We're here for you 24 hours a day - 365 days a year.

Apparel Design Inquiries  
Are you an independent clothing designer? Feature your products on the Luma website!  
Please direct all Inquiries via email to: [cs@luma.com](mailto:cs@luma.com)

Press Inquiries  
Please direct all media inquiries via email to: [pr@luma.com](mailto:pr@luma.com)

Name \*


Email \*

Subject \*

Select an option

Message \*

Please type the letters below \*

 Reload captcha

Send

[About us](#)  
[Customer Service](#)

[Faq](#)  
[Privacy and Cookie Policy](#)  
[Search Terms](#)

Enter your email address

[Subscribe](#)

## Installation

- Buy extension.
- Unzip archive
- Upload extension files on your server to:

```
{Magento root} / app / code
```

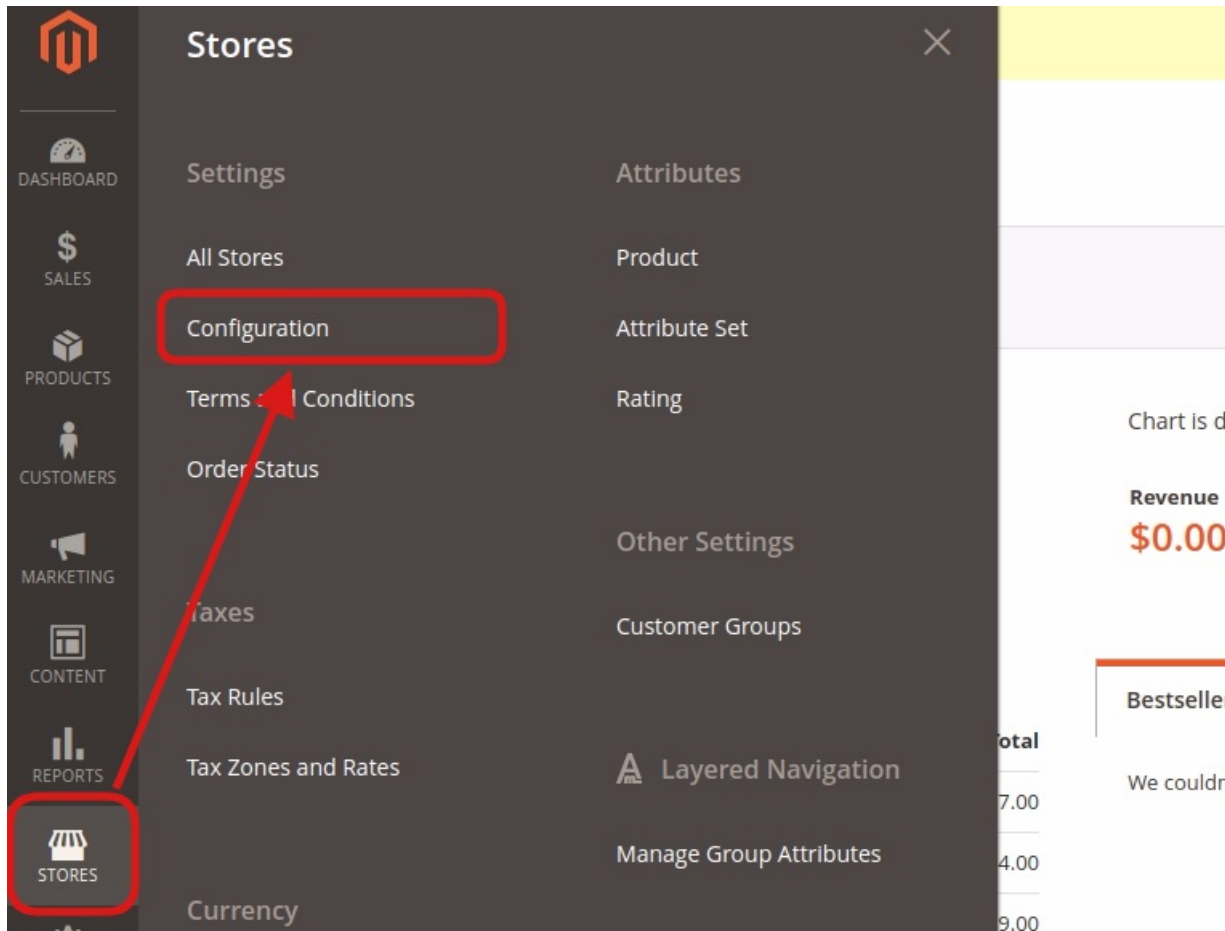
- In Magento root folder run commands:

```
php bin/magento module:enable Aurora_Contact  
php bin/magento setup:upgrade
```

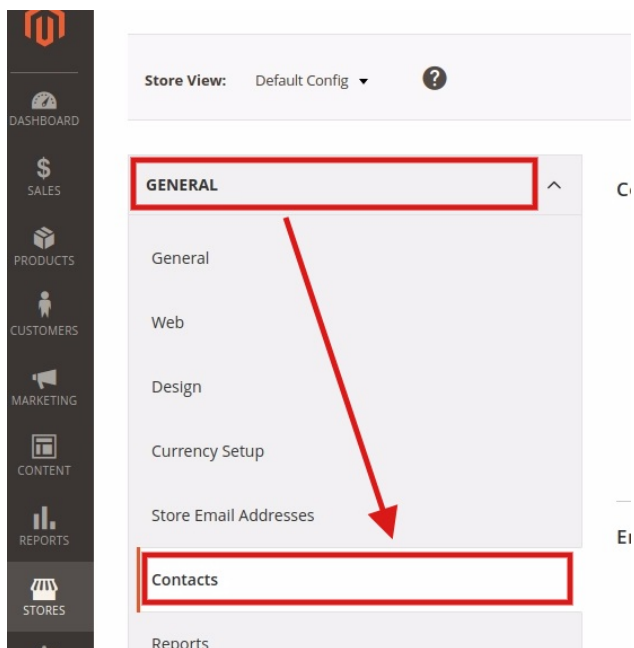
- Clear Magento Cache.

# Configuration

In Dashboard select **Stores > Configuration**



In Configuration page expand **GENERAL** menu and click **Contact** tab



# Change contact form title, description, email title

## Contact Us

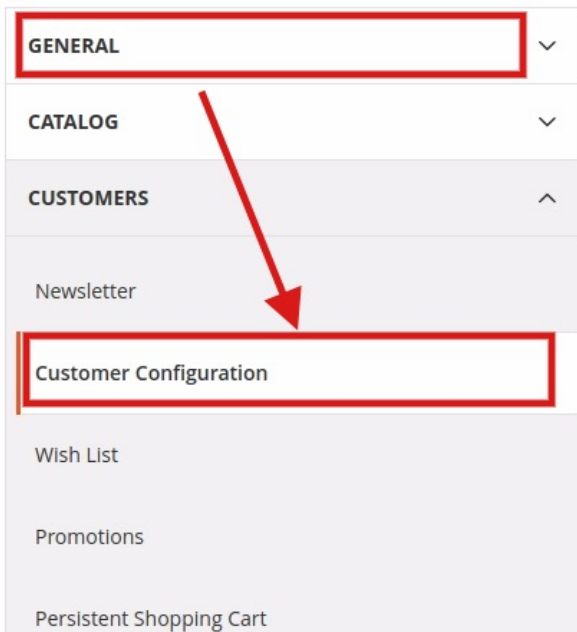


Enable Contact Us <small>[store view]</small>	Yes	<input type="checkbox"/> Use system value
Contact Page Title <small>[store view]</small>	Contact Page	<input type="checkbox"/> Use system value
Contact Page Description <small>[store view]</small>	Contact Page Description ...	<input type="checkbox"/> Use system value
Contact Email Title <small>[store view]</small>	Contact Us Form	<input type="checkbox"/> Use system value

## Email Options



You can enable CAPTCHA on Contact Form in **CUSTOMERS > Customer Configuration** section



## CAPTCHA

Enable CAPTCHA on Storefront <small>[website]</small>	Yes	<input type="checkbox"/> Use system value
Font <small>[website]</small>	LinLibertine	<input checked="" type="checkbox"/> Use system value
Forms <small>[website]</small>	<ul style="list-style-type: none"><li>Create user</li><li>Login</li><li>Forgot password</li><li>Check Out as Guest</li><li>Register during Checkout</li><li>Contact Us</li><li>Change password</li></ul>	<input type="checkbox"/> Use system value

# Contact form fields list

## Form fields

Search, Notifications, User: marek

[Add New Field](#)

Filters Columns

Actions 5 records found 20 per page 1 of 1

ID	Label	Type	Required	Validation	Sort	Enabled	Action
6	Name	text	Yes	none	0	Yes	Select
8	Subject	email	Yes	none	2	Yes	Select
9	Message	textarea	Yes	none	3	Yes	Select
10	Email	reply-to	Yes	validate-email	1	Yes	Select
11	shoes,foot wear	text	No	validate-email	0	No	Select

Copyright © 2017 Magento, Inc. All rights reserved. [Report Bugs](#)

Magento ver. 2.1.5

## Add new form field

Back [Save Field](#)

Enabled  Yes

Label \*

Type \*

Values

Value	Label	Delete
<input type="text" value="products@teststore.com"/>	<input type="text" value="Ask for product"/>	
<input type="text" value="orders@teststore.com"/>	<input type="text" value="Ask for placed order"/>	

[Add Value](#)

Sort Order \*

Store View \*

# Features

- users can build own contact forms
- 6 types contact form fields (text, textarea, select, reply to, email, captcha)
- messages can be send to different email addresses
- users can add custom sorting to form fields
- users can change contact page title and description
- the contact form may contain a captcha field
- messages are sent without reloading the page
- custom fields validation