

# Admin Log for Magento2

[Aurora Creation LTD.] <http://magecreation.com/>

## Introduction

This module allows you to view activity users in admin panel of Magento2 store.

## Installation without Composer

- Buy extension.
- Unzip archive
- Upload extension files on your server to:

```
{Magento root} / app / code
```

- In Magento root folder run commands:

```
php bin/magento module:enable Aurora_AdminLog  
php bin/magento setup:upgrade
```

- Clear Magento Cache.

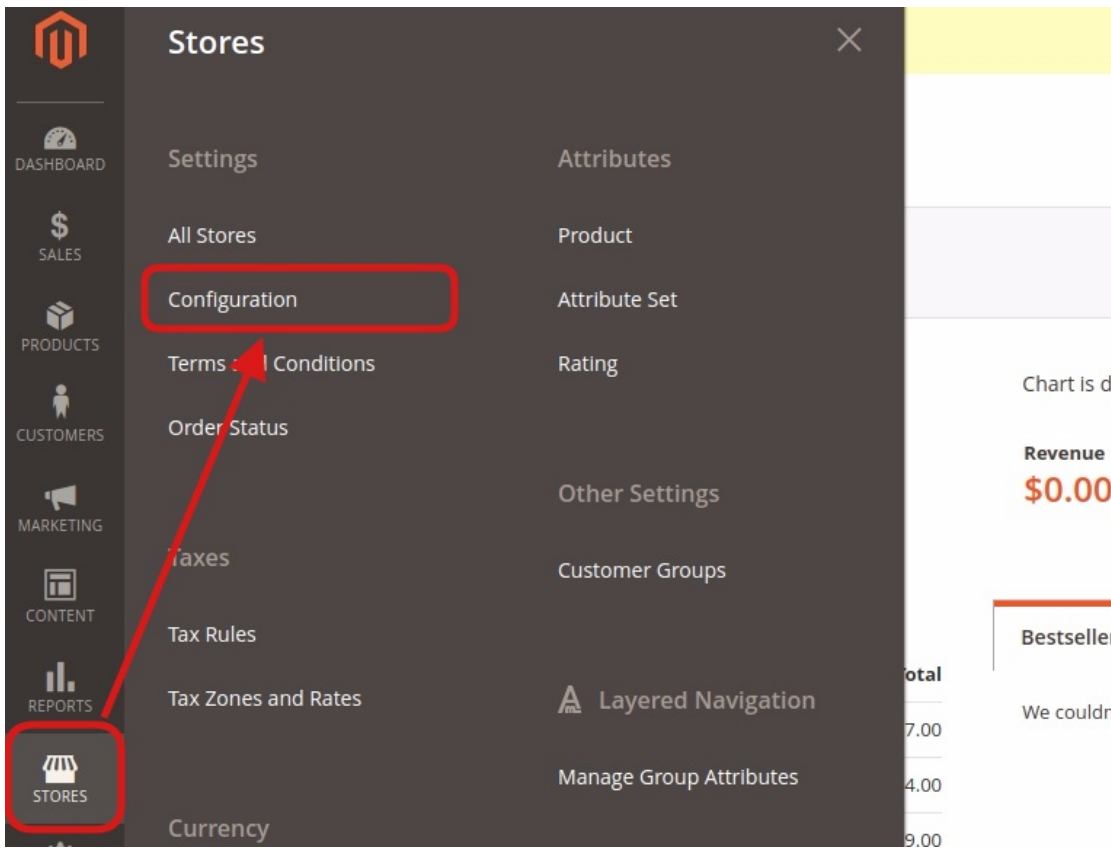
## Installation with Composer

- Buy extension.
- Connect to your server with SSH
- In Magento root folder run commands:

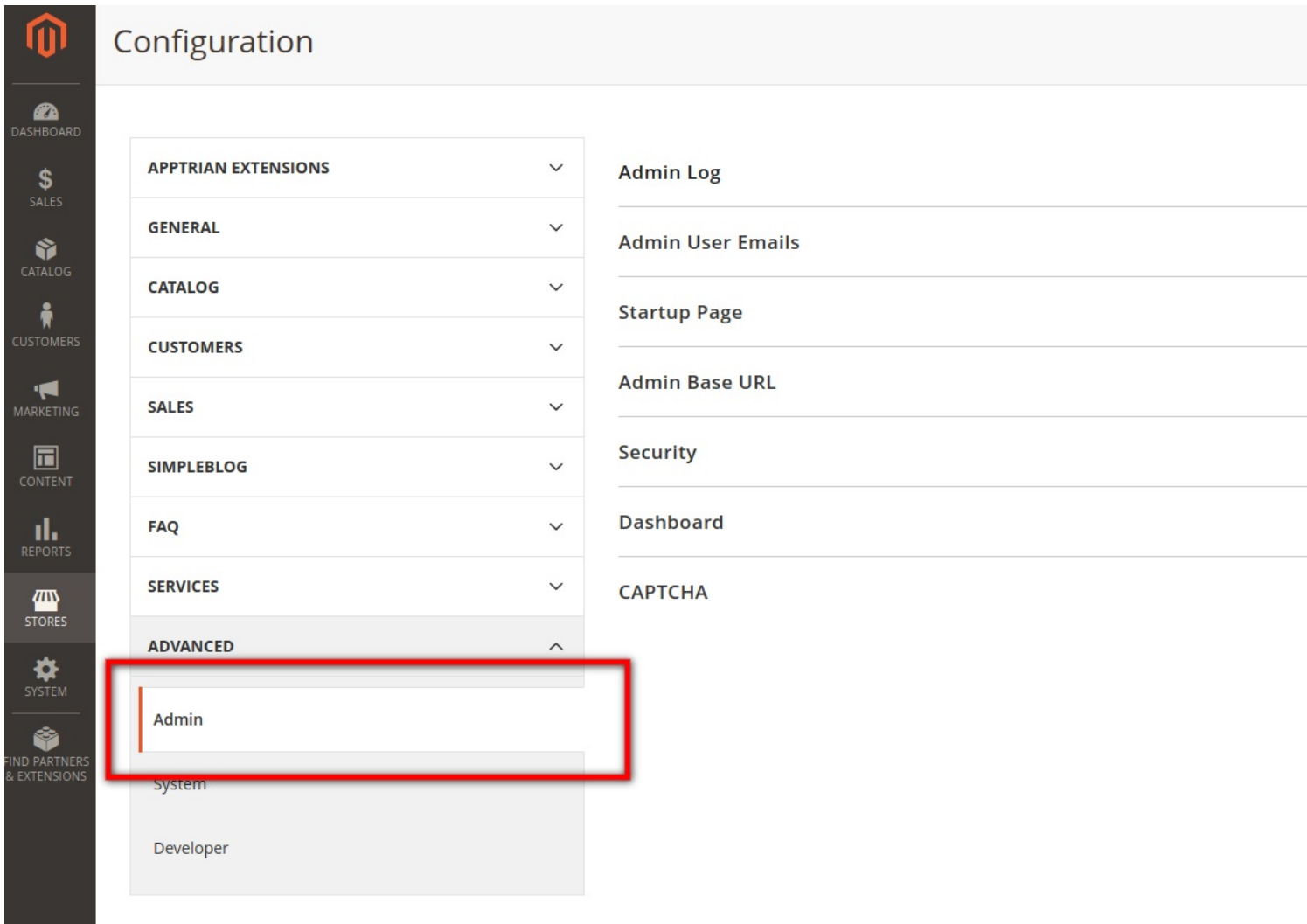
```
composer require aurora/module-automatic-related-products  
php bin/magento setup:upgrade  
php bin/magento cache:flush
```

## Module Configuration

In Dashboard select **Stores > Configuration**



Select bookmark **Advanced** > **Admin**



Now you can configure your module

Admin Log



Enabled  
[website]

Yes



Clear Logs After [Days]  
[website]

10

---

Admin User Emails



---

Startup Page



## Available Options

- **Enabled** - Enable/Disable log actions
- **Clear Logs After [Days]** - The time after which logs will be deleted

## Features

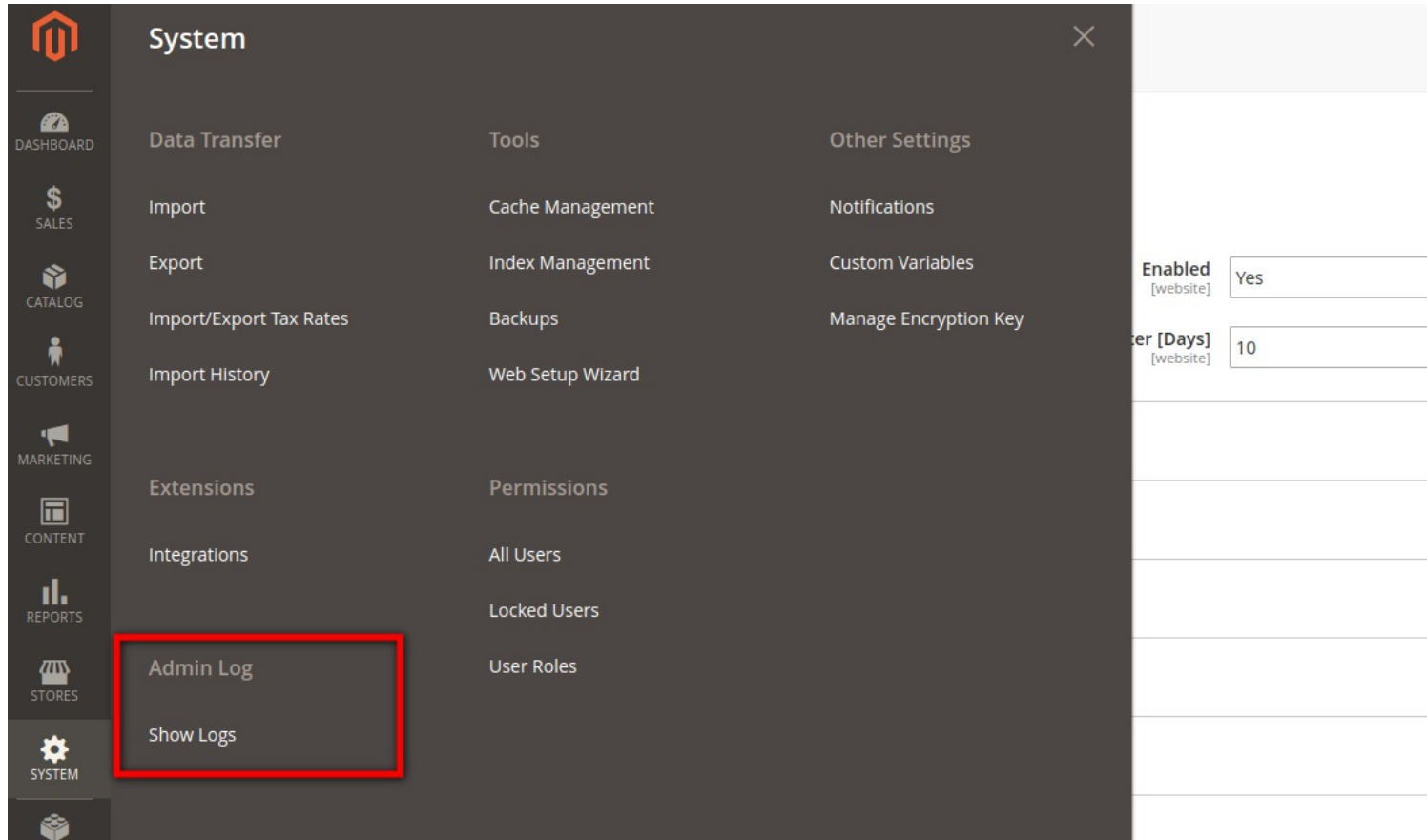
- Log users activity in admin panel,
- View log details on the grid, eg. IP address, Time, changed data
- Browsing details of changed data

## Log actions

- Admin login, logout,
- Products
- Categories
- Catalog Rules
- Cart Rules
- CMS Page
- CMS Block
- Customers
- Widgets

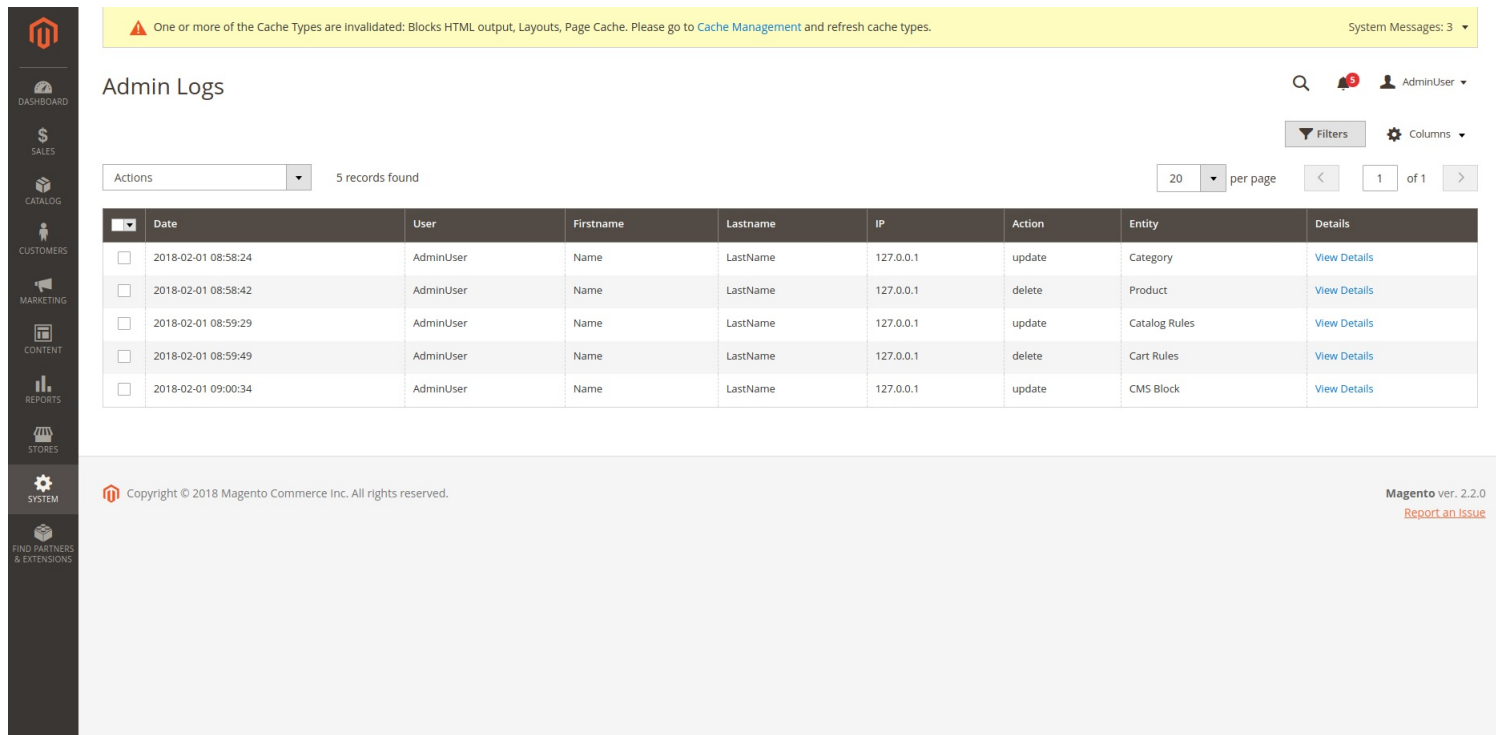
# View actions

Select **System > Admin Log > Show Logs**



The screenshot shows the Magento System configuration menu. The 'Admin Log' option is highlighted with a red box, and the 'Show Logs' option is also highlighted. The menu is organized into several sections: Data Transfer, Tools, Other Settings, Import, Cache Management, Notifications, Export, Index Management, Custom Variables, Import/Export Tax Rates, Backups, Manage Encryption Key, Import History, Web Setup Wizard, Extensions, Permissions, All Users, Locked Users, Integrations, and User Roles.

## Admin activity view



The screenshot shows the Admin Logs view. At the top, there is a yellow warning banner: "One or more of the Cache Types are invalidated: Blocks HTML output, Layouts, Page Cache. Please go to [Cache Management](#) and refresh cache types." Below the banner, the page title is "Admin Logs". There is a search bar, a user profile for "AdminUser", and a "Filters" button. The table shows 5 records found, with 20 records per page. The table has columns for Date, User, Firstname, Lastname, IP, Action, Entity, and Details. The footer contains the copyright information: "Copyright © 2018 Magento Commerce Inc. All rights reserved." and the version information: "Magento ver. 2.2.0" with a link to "Report an Issue".

<input type="checkbox"/>	Date	User	Firstname	Lastname	IP	Action	Entity	Details
<input type="checkbox"/>	2018-02-01 08:58:24	AdminUser	Name	LastName	127.0.0.1	update	Category	<a href="#">View Details</a>
<input type="checkbox"/>	2018-02-01 08:58:42	AdminUser	Name	LastName	127.0.0.1	delete	Product	<a href="#">View Details</a>
<input type="checkbox"/>	2018-02-01 08:59:29	AdminUser	Name	LastName	127.0.0.1	update	Catalog Rules	<a href="#">View Details</a>
<input type="checkbox"/>	2018-02-01 08:59:49	AdminUser	Name	LastName	127.0.0.1	delete	Cart Rules	<a href="#">View Details</a>
<input type="checkbox"/>	2018-02-01 09:00:34	AdminUser	Name	LastName	127.0.0.1	update	CMS Block	<a href="#">View Details</a>

## Details view

Ok

Key	Oryginal Data	Changed Data
store_id	0	0
entity_id	3	3
attribute_set_id	3	3
parent_id	2	2
created_at	2017-10-02 10:42:38	2017-10-02 10:42:38
updated_at	2017-10-02 10:42:39	2018-02-01 07:58:24
path	1/2/3	1/2/3
position	4	4
level	2	2
children_count	3	3
custom_layout_update	<referenceContainer name="catalog.leftnav" remove="true"/>	<referenceContainer name="catalog.leftnav" remove="true"/>
is_active	1	1
is_anchor	0	0
include_in_menu	1	0
name	Gear	Gear