

TRUSTEDPMDEALERS

TrustedPMDealers Plugin for Magento
v.1.1.1
User Guide

January 2018

Table of Contents

Overview.....	3
Installation Guide.....	3
Where to get API Key.....	3
Upgrade Instructions.....	4
Upgrade via FTP.....	4
Upgrade via Magento Connect.....	4
How to use “TrustedPMDealers Products” plugin.....	5
Manage Products.....	5
Product: General.....	5
Product: Prices.....	6
Product: Categories.....	7
Product: TrustedPMDealers.....	8
Support.....	8

Overview

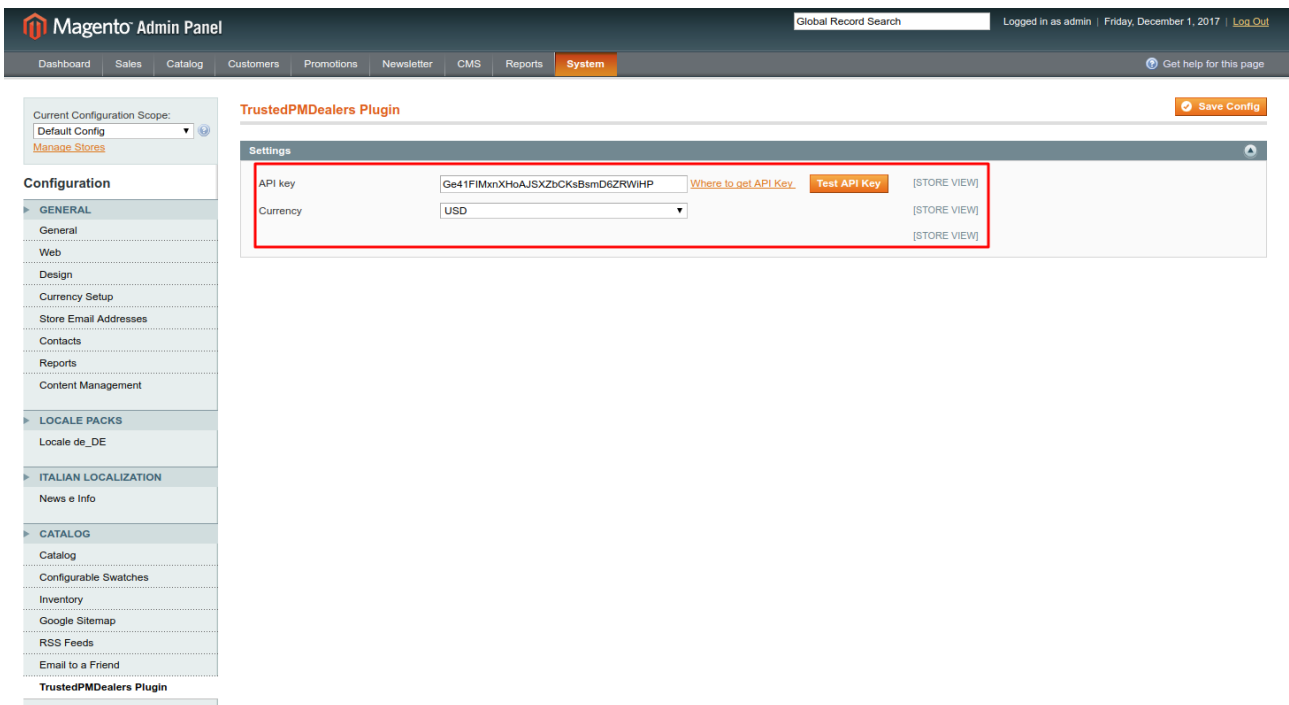
The “TrustedPMDealers Products” plugin provides facilities for easy export coins and bars product listings from Magento-built shops to TrustedPMDealers.com web-site to publish under company profile there. After installation plugin extends product edit page with few more fields and option to switch whether you want to send certain items to TrustedPMDealers or not.

This plugin is supported by all shops built on Magento 1.6.x. - 1.9.x.

Installation Guide

To install the plugin you need to use plugin package TPMDPpugin-1.1.1.tgz.

1. Follow to Magento Connect and install the plugin.
2. After the plugin has been installed log out and in to the magento admin panel.
3. For further use of the plugin, follow to it’s configuration section: System → Configuration → CATALOG: TrustedPMDealers Plugin.
4. Put APIKey (see below where to get API Key) and test it by pressing on “Test API Key” button. If the API Key is valid the confirmation about successful test will appear.
5. Set default currency value and press “Save Config” button.



Where to get API Key

To use “TrustedPMDealers Products” plugin you need to use API Key, to get it you have to pass through following steps:

1. [Login](#) to your TrustedPMDealers account;

2. Navigate to 'Settings' section, tab General;
3. Follow to the API Token field and press 'Copy to clipboard' icon to copy your API Key.

Upgrade Instructions

There are 2 options how you can upgrade from v1.0. to v1.1. Although the upgrade process is quick and easy make sure you have actual backup of your web-site before starting upgrade process.

Upgrade via FTP

1. Download new version of the plugin from Magento directory;
2. Extract files from archive to local folder on your PC;
3. Login to your web-site FTP and navigate to it's root folder;
4. Copy "app" folder from your unarchived local copy and paste it to the opened root for your web-site folder on FTP. Choose to rewrite files and folders if prompts;
5. Go to your Magento Admin: System → Cache Management: flush all cache on that page;
6. Go to your Magento Admin: System → Configuration → TrustedPMDealers Plugin: press on "Test API Key" button and wait until operation completes to make sure everything okay;
7. Navigate to Catalog and manage products.

Upgrade via Magento Connect

1. Login to your Magento Admin and navigate to: System → Magento Connect → Magento Connect Manager;
2. Find "TPMDPlugin" in the list and Uninstall it.
3. Go to Magento Admin: System → Cache Management: flush all cache on that page;
4. Go to Magento Admin: System → Magento Connect → Magento Connect Manager and install new version of the plugin using Extension Key or Direct Upload of the plugin package.
5. Go to Magento Admin, Log Out and then Log In again.
6. Go to Magento Admin: System → Configuration → TrustedPMDealers Plugin: press on "Test API Key" butto and wait until operation completes to make sure everything okay;
7. Navigate to Catalog and manage products.

How to use “TrustedPMDealers Products” plugin

Manage Products

After installation of the plugin on the Manage Products page will be added extra column to the table called “TPMD” to indicate whether the product has been published on TrustedPMDealers or not.

The screenshot shows the Magento Admin Panel interface for the 'Manage Products' section. The top navigation bar includes 'Dashboard', 'Sales', 'Catalog', 'Customers', 'Promotions', 'Newsletter', 'CMS', 'Reports', and 'System'. The 'Catalog' menu is active. The page title is 'Manage Products' and there is an 'Add Product' button. Below the title, there are pagination controls (Page 1 of 1 pages, View 20 per page, Total 3 records found) and a 'Notify Low Stock RSS' link. A search bar and 'Reset Filter' button are also present. The main content area displays a table of products with the following columns: ID, Name, Type, Attrib. Set Name, SKU, Price, Qty, Visibility, Status, TPMD, and Action. The TPMD column contains the word 'published' for three products, which are highlighted with a red box. The products are: 3 MGNEWTST01, 2 1 oz Gold American Eagle 2017, and 1 1 oz Canadian Maple Leaf. The footer of the page includes the text 'Help Us Keep Magento Healthy - Report All Bugs', 'Interface Locale: English (United States) / English', 'Magento ver. 1.9.2.4', 'Connect with the Magento Community', and 'Copyright © 2017 Magento Inc.'

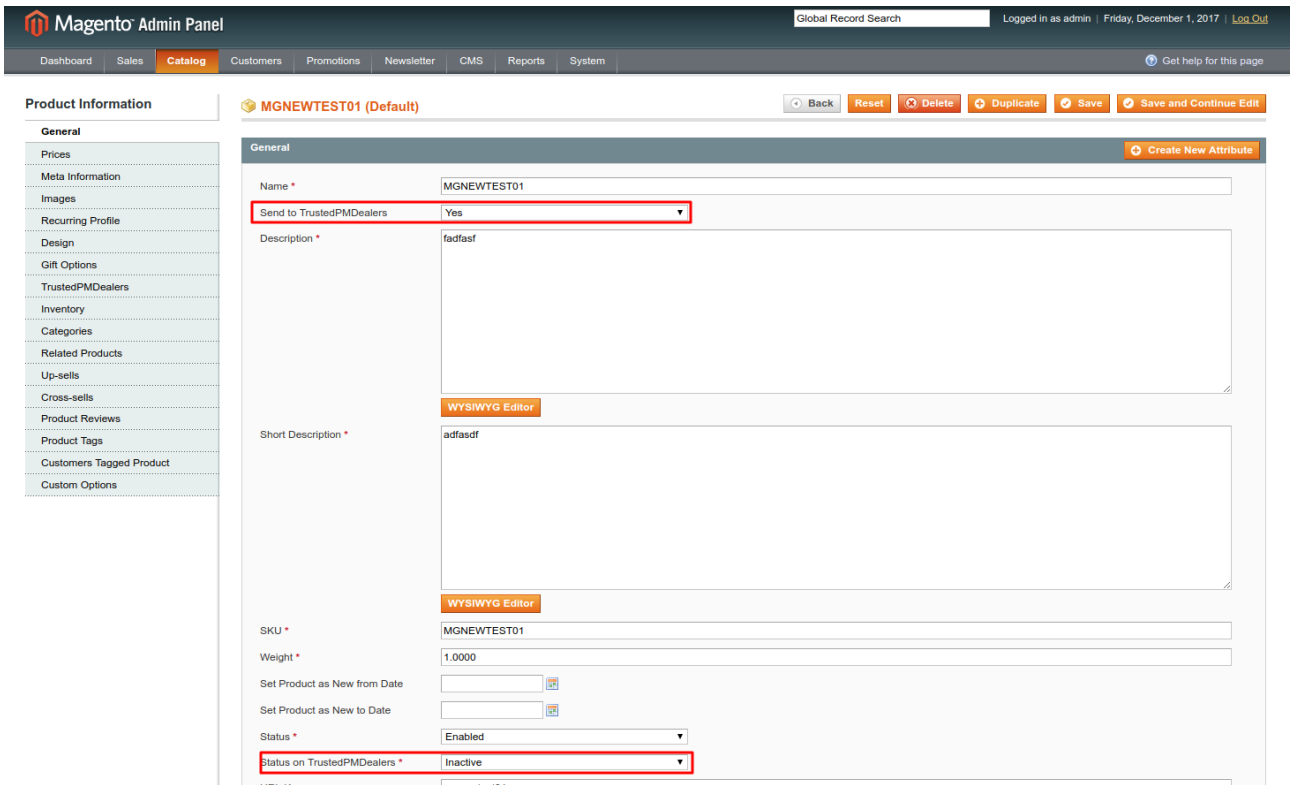
Initially after installation all products will be marked as “not published”. Successively updating products and filling mandatory fields product will be published on TrustedPMDealers and marked as “published”.

Product: General

After installation of the plugin few extra-fields will appear on General tab of product edit page: Send to TrustedPMDealers, Status on TrustedPMDealers.

The field “Send to TrustedPMDealers” is for administrator to indicate whether he wishes the product to be published on TrustedPMDealers web-site.

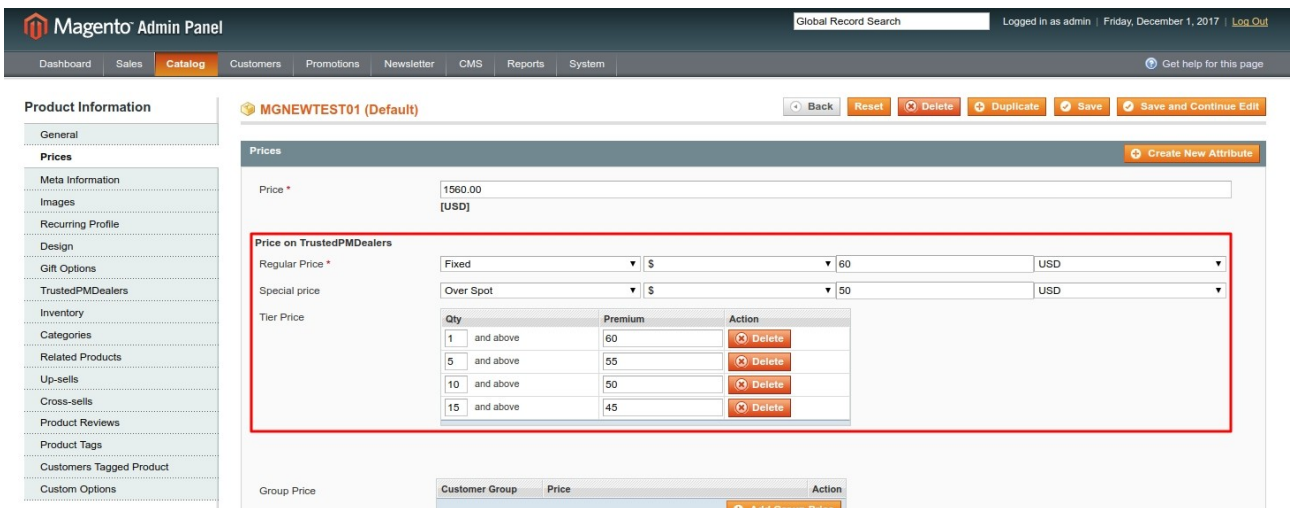
The field “Status on TrustedPMDealers” is to indicate what product status should be applied to the item when listing in the directory.



Product: Prices

In “Prices” tab of the product edit page after installation of the plugin will be added a group of fields “Price on TrustedPMDDealers” to indicate price rules for TrustedPMDDealers to display.

Information about the price sent to TrustedPMDDealers is based on values of 4 fields applied to both Regular Price and Special Price(see image below):



Price Type: this is the 1st drop-down in the fields-group. This field can apply one of three values:

- **Over Spot:** if this value is specified, it means the price on TrustedPMDDealers will be re-calculated for this item each 60 seconds and will be based on current Spot Rate (it’s value can be checked every time on TrustedPMDDealers.com web-site), Premium Type (see below),

Premium Amount.

The formula is: **Price Over Spot** = (Spot Rate + Premium) x Precious Metal Weight.

- Over Melt: if this value is specified, it means the price on TrustedPMDealers will also be re-calculated for this item each 60 seconds and will be based on current Spot Rate, Premium Type and Premium Amount.

The formula is: **Price Over Melt** = (Spot Rate x Precious Metal Weight) + Premium.

- Fixed: if this value is specified, the Premium Type value doesn't matter and the only value specified in the Premium Value field will be displayed on TrustedPMDealers as a price for the item. In this case the price wont be affected anyhow by Spot Rate market fluctuations.

Premium Type: this is a 2nd drop-down field in the fields-set. The field applies one of two values:

- “\$”: in this case Premium Value is considered as amount of money;
- “%”: in this case Premium Value is considered as a % from Spot Rate.

Premium Value: this is a 3rd field in the fields-set. The value inserted into this input field is considered as money amount or a percent from Spot Rate based on the values chosen in Price Type and Premium Type drop-downs.

Currency: the 4th field in the fields-set is to indicate what is the currency of the price.

TrustedPMDealers provides users with multiple currencies selection, to support that all prices are re-calculated based on currencies exchange rates. All rates applied can be checked on TrustedPMDealers web-site.

Special Price: In case you want to specify a Special Price for your product, just complete fields for this price. Note: dates for your special price sent to TrustedPMDealers.com will be the as you specify them for your magento products (Special Price From Date, Special Price To Date).

Tier Price: TrustedPMDealers.com also allows you to specify Tier Price values for your items, for this you have to add up to 4 tiers specifying Premium values for each of them. Note: currency for Tier Price values will be applied the same as it is set for Regular Price.

Product: Categories

After installation the plugin adds TrustedPMDealers categories in tree-view. Admin has to specify to which categories the coin/bar will be associated on TrustedPMDealers web-site.

The screenshot shows the Magento Admin Panel interface. At the top, there's a navigation bar with 'Magento Admin Panel' and a search bar. Below that, a breadcrumb trail shows 'Dashboard > Sales > Catalog > Customers > Promotions > Newsletter > CMS > Reports > System'. The main content area is titled 'MGNEWTST01 (Default)' and has several action buttons: 'Back', 'Reset', 'Delete', 'Duplicate', 'Save', and 'Save and Continue Edit'. On the left, there's a sidebar with 'Product Information' and various tabs like 'General', 'Prices', 'Meta Information', etc. The 'Categories' tab is selected and highlighted with a red box. The main content area shows a tree view of categories. The 'TrustedPMDealers (0)' category is highlighted with a red box. Below it, several sub-categories are listed, including 'Ancient Coins (0 - 700 BC) (1)', 'Bullion (Investment Metals) (1)', 'Commemorative Coins (0)', 'UK Coins (0)', 'USA Coins (0)', 'Collectible Coins (0)', 'Numismatic Coins (0)', and 'Hand Crafted Art Collectibles (0)'. The 'TrustedPMDealers (0)' category is highlighted with a red box.

Product: TrustedPMDealers

This tab contains main part of fields that can be specified to give TrustedPMDealers users an opportunity finding coins they wish easier and quicker.

The screenshot shows the Magento Admin Panel interface. At the top, there is a navigation bar with the Magento logo and 'Admin Panel' text. A search bar is present with the text 'Global Record Search'. The user is logged in as 'admin' on 'Friday, December 1, 2017'. Below the navigation bar, there are tabs for 'Dashboard', 'Sales', 'Catalog', 'Customers', 'Promotions', 'Newsletter', 'CMS', 'Reports', and 'System'. The 'Catalog' tab is active.

The main content area is titled 'Product Information' and shows the configuration for a product named 'MGNEWTST01 (Default)'. The product is currently in 'TrustedPMDealers' mode. The configuration is organized into several sections:

- Common:** Format (Bullion Coin), Volume (Single Item), Condition (Very Good).
- Metal:** Metal (Gold), Purity (99999), Precious Metal Weight (1 Ounce).
- Production:** Year Type (Certain Year, 2018), Production Type (Hand cast), Strike Type (Proof Strike), Mint (Ahmadshahi Mint, Afghanistan), Mint Country (United States), Mint State (Montana), Mint Mark (MGN).
- Certification:** Grading Service (NGC), Grade (MS/PF 70).
- Appearance:** Damage (Rainbow toned), Special Feature (3D Sculptures), Thickness (empty field).

On the left side, there is a sidebar menu with various product information categories. The 'TrustedPMDealers' category is highlighted with a red box.

Support

In case you have any questions with regards of how to use the plugin, please contact us using our contact information: <https://business.trustedpmdealers.com/contact-us>