

Mass Cart Items Delete

Short Description:

The Mass Cart Items Delete extension enables the customers to select multiple items or exclude some items from the cart and delete them in a single click. It supports quicker cart-items delete by avoiding the tedious time consuming process of deleting the items one by one.

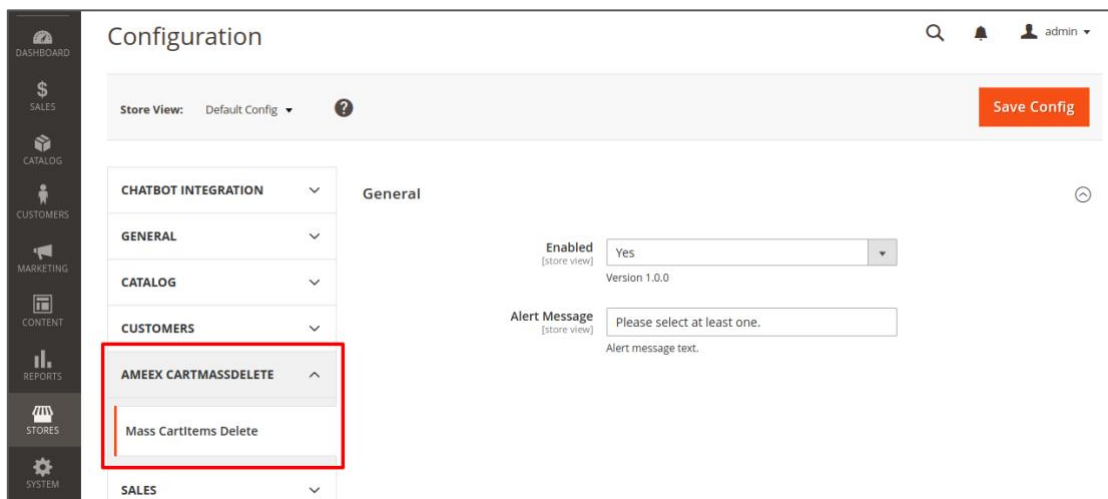
Long Description:

The default Magento functionality supports the conventional one-by-one deletion or entire cart deletion. Upon this, every time an item is deleted the page will get refreshed, which will in-turn consume more time. In a situation where multiple items need to be deleted from a list of added items in cart, comes the opportunity and use for this extension.

Mass Cart Items Delete enables the customers to select multiple items from the full list of items in the cart and remove them in a single click. This extension improves the user experience by eliminating the time-consuming process of deleting items one by one in the cart.



How It Works:

1. After integrating the extension with Magento, enable the extension from the backend.



2. Go to the cart page.
3. Check 'Select all' at the top.

Shopping Cart

SelectAll <input type="checkbox"/>	Item	Price	Qty	Subtotal
<input type="checkbox"/>	 Joust Duffle Bag	\$34.00	1	\$34.00
<input type="checkbox"/>	 Strive Shoulder Pack	\$32.00	1	\$32.00

Summary

Estimate Shipping and Tax v

Subtotal \$359.00

Discount -\$65.40

Tax \$0.00



Order Total \$293.60

Proceed to Checkout

Check Out with Multiple Addresses

4. Make sure to check only the items that has to be removed, while other remain unchecked.

Shopping Cart

SelectAll <input checked="" type="checkbox"/>	Item	Price	Qty	Subtotal
<input checked="" type="checkbox"/>	 Joust Duffle Bag	\$34.00	1	\$34.00
<input checked="" type="checkbox"/>	 Strive Shoulder Pack	\$32.00	1	\$32.00

Summary

Estimate Shipping and Tax v

Subtotal \$359.00

Discount -\$65.40



Tax \$0.00

Order Total \$293.60

Proceed to Checkout

Check Out with Multiple Addresses

Shopping Cart

SelectAll <input type="checkbox"/>	Item	Price	Qty	Subtotal
<input type="checkbox"/>	 Joust Duffle Bag	\$34.00	1	\$34.00
<input checked="" type="checkbox"/>	 Strive Shoulder Pack	\$32.00	1	\$32.00

Summary

Estimate Shipping and Tax v

Subtotal \$359.00

Discount -\$65.40

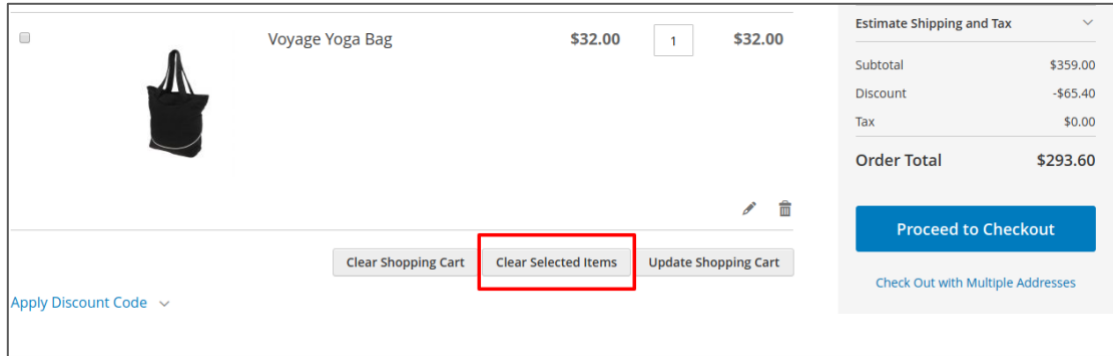
Tax \$0.00

Order Total \$293.60

Proceed to Checkout

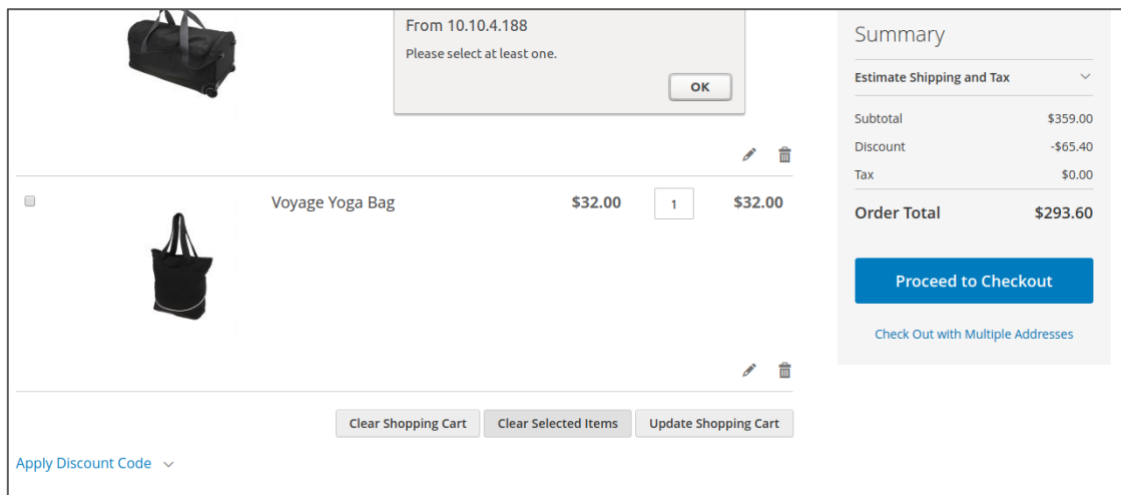
Check Out with Multiple Addresses

5. Click 'Clear selected items'.



All the selected items will be deleted with a single click and a single refresh.

Note: If no item is selected and 'Clear Selected Items' button is clicked then it will throw the error 'Please select at least one item'.



Example:

The Mass Cart Items Delete extension will be helpful in the case, where you need to delete certain items in the cart, when a large number of items are added. Let us consider the case where we need to delete 5 products from the cart where 10 products are present. With the help of this extension, user can select only those 5 products and remove them with a single click. This will eliminate the effort of deleting the 5 items one by one followed by the time taken for a page refresh.

Features:

- Extension can be enabled from the backend when needed.
- It enables users to select multiple items and delete from the cart in a single click.
- Helps to avoid One-by-one deletion of the cart items.
- Enhances the user experience by sparing the users from multiple refreshes. (Each time an item is getting deleted)
- Single page refresh for deleting multiple items.

- Supports 'Alert Message' when no item is selected.
- Possible to Customise the alert message.
- The extension disabled or enable feature is available.

Installation Steps:

Step 1: Unzip extension Ameex_cartmassdelete.tar.

Step 2: Upload the file to "app/code/" folder.

/** If you have a Magento fresh package, then please create code folder in app directory **/

Step 3: Run the below commands in the Magento root directory via CLI:

Please follow the steps based on the mode you are at:

a) In Default /Developer mode:

Please go to Magento root directory in command line and execute the below lines

```
sudo chmod -R 777 pub/ var/ generated/  
php bin/magento setup:upgrade  
php bin/magento setup:static-content:deploy
```

b) In Production mode:

Please go to Magento root directory in command line and execute the below lines

```
sudo chmod -R 777 pub/ var/ generated/  
php bin/magento setup:upgrade  
php bin/magento setup:di:compile  
php bin/magento setup:static-content:deploy
```

Step 4: Give permission for var, pub, generated directory:

```
sudo chmod -R 777 pub/ var/ generated/
```

The Mass Cart Items Delete extension brings an additional feature to the default cart functionality of Magento 2. This definitely enhances the customer experience by making it possible for the customers to delete/remove 'multiple items' from the cart. This extension provides the users this additional feature thereby enhancing the user experience, though it seems simple.