

amasty

See how the [Hide Price for Magento 2](#) extension works.

Guide for Hide Price for Magento 2

Effectively manage price display depending on customer groups. Hide prices for specific store items or whole product categories. Remove the 'Add to Cart' button or replace it with a custom one. Easily gather customers' info to contact them directly, thus effectively personalizing customer approach.

- Hide prices on category and product pages
 - Deactivate the 'Add to Cart' button
 - Show prices based on customer groups
 - Customize 'Hide Price' messages
 - Redirect customers to any store page
-

General Settings

To configure extension settings, please go to **Stores → Configuration → Hide Price**.

Price Visibility by Categories & Groups

To run the module on Magento 2.3, Laminas DOM package should be installed. Please, run the following command in the SSH: `composer require laminas/laminas-dom`

General Settings

Enable Extension
[store view]

Yes

Choose 'Yes' to hide the price for the selected product categories and customer groups

Hide Price for Selected Category(s)
[store view]

Root Catalog
Default Category
Gear
Bags
Fitness Equipment
Watches

Product price will be hidden for the selected product categories only

Hide Price for Selected Group(s)
[store view]

NONE
NOT LOGGED IN
General
Wholesale
Retailer

Product price will be hidden for the selected customer groups only

Enable Extension - set the option to 'Yes' to activate the extension.

Hide Price for Selected Category(s) - select a category (categories) in which all product prices will be hidden.

Hide Price for Selected Group(s) - select a customer group (groups) for which the prices in selected above categories will be hidden.

IMPORTANT: If you don't want to hide prices for whole categories you can easily hide them for specific products. Simply open the necessary product page here **Products** → **Catalog** and disable price visibility. Here you can also specify a customer group for which the product price won't be available.

Hide Price

Display Price Mode
[store view]

Hide	▲
-- Default Config --	
Hide	
Show	

Use Current Price Mode By Customer Group
[store view]

NONE
NOT LOGGED IN
General
Wholesale
Retailer

Exclude customers & products

If you hide prices for whole product categories and customer groups, you can exclude specific products and customers from the price display limitation.

Do not Apply to Product ID's [store view]	<input type="text" value="12"/>	Specify comma separated product id's to show the price for. This setting has the maximum priority
Do not Apply to Customer ID's [store view]	<input type="text" value="1134, 1116"/>	Specify comma separated customer id's to show price for. This setting has the maximum priority
Email Sender for Admin Reply Email [store view]	<input type="text" value="General Contact"/>	
Email Template for Admin Reply Email [store view]	<input type="text" value="Amasty Hide Price Auto Reply (Defa"/>	Email template chosen based on theme fallback when "Default" option is selected

Don't Apply to Product ID's - specify product ID's to which price display limitations won't be applied.

Don't Apply to Customer ID's - specify customer ID's to which price display limitations won't be applied.

The following email settings will be used when a store administrator replies to a customer quote request via email.

Email Sender for Admin Reply - select a sender contact for store admin notifications.

Email Template for Admin Reply - select an email template for admin notifications.

Hide Price Options

Hide Price Options

Hide Price <small>[store view]</small>	Yes
Hide "Add to Cart" <small>[store view]</small>	Replace with custom button <small>Hide 'Add to Cart' or replace it with the custom button, e.g. 'Sign up' or 'Get a Quote'</small>
Replace "Add to Cart" Title with <small>[store view]</small>	Sign up
Css Styles for Replaced Link <small>[store view]</small>	<pre>background: #eeeeee; border: 1px solid #cccccc; color: #333333; cursor: pointer; display: inline-block; padding: 7px 15px;</pre> <small>Customize the CSS Styles for the replaced Link</small>

Hide Price - enable the option to hide prices for selected products or product categories.

Hide Add to Cart - set the option to 'Yes' to remove the "Add to Cart" button.

Replace 'Add to Cart' Title with - specify the custom title for the replaced button.

Css Styles for Replaced Link - customize the CSS Styles for the replaced Link.

Replace "Add to Cart" Link with
[store view]

Popup with Custom Form	▲
Link to Custom URL	
Amasty Hide Price Popup	
Popup with Custom Form	

Custom Form
[store view]

Quote Request form	▲
Contact form	
Feedback form	
Quote Request form	
Booking/Reservation form	
Free sample request (multi page)	

Hide "Add to Wishlist"
[store view]

No	▼
----	---

Hide wishlist link when price is hidden

Hide "Add to Compare"
[store view]

No	▼
----	---

Hide compare link when price is hidden

Replace 'Add to Cart' Link with - select the way to replace 'Add to Cart' link.

Custom Form - for *Link to Custom URL* specify the particular link. If *Popup with Custom Form* is selected, specify the form to be used.

Employ **Custom Form for Magento 2** to create custom quote request forms of various types, specifying additional information you need to generate a special price offering.

Hide Add to Wishlist - This setting lets you hide/display the "Add to Wishlist" option.

Hide Add to Compare - Enable/disable adding products to the comparison.

You can let shoppers add products to wishlists and compare even when their price is hidden.

Frontend Options

Frontend Options

Hide Price Text
[store view]

Contact us

Display the above text when price is hidden, e.g. 'Call for Price'

Custom CSS Styles for Hide Price Link
[store view]

```
font-size: 16px;background: #eeeeee; display:  
inline-block;border: 1px solid #cccccc;  
color: #333333;cursor:  
pointer;display: inline-block;padding: 7px  
15px;font-size: 1.4rem;  
line-height: 1.6rem;
```

Customize the CSS Styles for the Hide Price Link

Upload Image
[store view]

No file chosen

Show the uploaded image instead of price

Link Url
[store view]

AmastyHidePricePopup

Use text 'AmastyHidePricePopup' for opening Ajax Popup with a 'Get a Quote' form. Insert the page URL to redirect customers to any page you need

Hide Price Text - specify a custom text that will be used for a custom button instead of the "Add to Cart" option.

Custom CSS Styles for "Hide Price Link" - you can customize the button display (which is used instead of "Add to Cart").

Upload an Image - upload any image you need to show it instead of a price.

Link URL - by default we've already specified a "Get a Quote" form code here (once a customer clicks on a custom button the form will be shown), but you can insert any link you need to redirect customers to the necessary store page.

Below you'll see the example of a 'Hide Price' popup.

Gear Training Sale

Full name *

Email *

Phone Number *

Request Type *

Best Time to Contact *

Message

Attach a document

 No file chosen

Submit

Admin Email Notifications

The module lets you notify admin users about new 'Get a Quote' requests via email.

Admin Email Notifications

Send Email to
[store view]
Leave Empty to Disable Notifications

Email Sender
[store view] ▼

Email Template
[store view] ▼
Email template chosen based on theme fallback when "Default" option is selected

Send Email to - specify an email address to which a new quote request notification will be sent. Leave Empty to Disable Notifications.

Email Sender - select an email sender contact.

Email Template - select an email template that will be used for admin user notifications.

Auto Reply Email Options

Use auto replies to quote requests to inform customers that their request is delivered and is being processed.

Auto Reply Email Options

Enable
[store view] ▼

Email Sender
[store view] ▼

Email Template
[store view] ▼
Email template chosen based on theme fallback when "Default" option is selected

Enable - set to 'Yes' to activate the Auto reply option.

Email Sender - select an email contact from which auto replies will be sent.

Email Template - select an email template that will be used for auto replies.

GDPR Consent / Custom stock Status

GDPR Consent

Enabled
[store view] Yes

Consent Text
[store view] I have read & accept the Privacy Policy

Use system value

Custom Stock Status

Status
[store view] Installed

Hide Price for Custom Stock Status
[store view]

NONE

Backorder

On Sale {special_price}

ONLY {qty} LEFT!

Product will be available on {expected_date}

Will be available {day-after-tomorrow}

Enable the option in the **GDPR Consent** section to collect customers consents to your Privacy Policy.

In the **Custom Stock Status** section, you can select the stock statuses you want to hide prices for. Prices will be automatically hidden for all products of the chosen stock statuses.

The feature is available only when the **Magento 2 Custom Stock Status** extension is installed.

Developer Options

These advanced options should be changed only if you use a **custom Magento theme**.

Developer Options

These options need to be changed if you are using a custom Magento theme

"Add to Cart" Selector
[store view]

form[data-role="tocart-form"], button.tocal

Default value: form[data-role="tocart-form"],
button.tocart


Category Item Selector
[store view]

.product-item, .item

Get a Quote Requests

All "Get a Quote Requests" are displayed in a special grid. To see the grid please go to **Marketing** → Get a **Quote Requests**.

Get a Quote Requests

 demouser ▾

If you use Custom Form for Get a Quote Requests please click [here](#) to review the submitted data.

Search [Reset Filter](#)

Actions ▾ 4 records found 20 ▾ per page < 1 of 1 >

<input type="checkbox"/>	Request ID	Name	Email	Phone	Product Id	Comment	Store	Created ↑	Status
<input type="checkbox"/>	4	Veronica Costello	roni_cost@example.com	+45 23444 77	37	Contact me between 10 a.m and 3 p.m	Main Website Main Website Store Default Store View	Jun 15, 2017, 3:49:51 AM	Viewed
<input type="checkbox"/>	3	Veronica Costello	roni_cost@example.com	+45 23444 77	42	Contact me as soon as possible.	Main Website Main Website Store Default Store View	Jun 15, 2017, 3:42:30 AM	Viewed
<input type="checkbox"/>	2	James Brown	james@example.com	+23 4546387235	13	Please contact me after 10 a.m.	Main Website Main Website Store Default Store View	Jun 15, 2017, 2:02:36 AM	Pending

Click on the request you need to see its details.

To check all submitted data from a Custom Form for Get a Quote Requests, please click the link above the grid.

Submitted Data

demouser ▾

Filters Export Columns Default View

2 records found


20 per page 1 of 1

<input type="checkbox"/>	ID	Code	Store View	Created at	IP Address	Response Status	Customer Email	Action
<input type="checkbox"/>	1	Quote Request form	Main Website Main Website Store Default Store View	Mar 20, 2019 11:55:50 PM	213.184.226.82	Pending		View
<input type="checkbox"/>	2	Quote Request form	Main Website Main Website Store Default Store View	Mar 20, 2019 11:57:36 PM	213.184.226.82	Pending		View

View all submitted data on the grid. You can easily delete requests via **Actions** dropdown menu.

To see the Quote Request info, customer info and contact details, click the **View** button.

Submitted Data #1

 demouser ▾

← Back

Delete Data

Information

Form	request
Submitted	2019-03-21 06:55:50
IP	213.184.226.82
Customer	Guest
Store	Default Store View

Data

Full name	Veronica Costello
Email	roni_cost@example.com
Phone Number	325455
Request Type	Type 2
Best Time to Contact	12:20
Message	Please contact me
Requested Product	Bolo Sport Watch

With the extension you can view the response status and send the email right from the backend.

Admin Response



Response Status	Pending
-----------------	---------






Email Text


Send Email

Frontend Examples

Hide prices on category pages and display **custom buttons** instead of the “Add to Cart” option.


Shopping Options   9 Items

- CATEGORY 
- ACTIVITY 
- GENDER 
- MATERIAL 
- PRICE 



Aim Analog Watch
★★★★★ 2 reviews

Contact us



Endurance Watch
★★★★★ 3 reviews

Contact us

You can hide prices from specific customers, but still let them add products to **Wishlists** and **Compare**.

Didi Sport Watch



2 Reviews

[Add Your Review](#)



Register to get the price

IN STOCK

SKU#: 24-WG02

[ADD TO WISH LIST](#)




[ADD TO COMPARE](#)

[EMAIL](#)

[More Information](#)

[Reviews \(2\)](#)

It's possible to hide prices for whole product categories and exclude specific items from price display limitations.

		
Joust Duffle Bag ★★★★☆ 2 reviews	Overnight Duffle ★★★★☆ 3 reviews	Driven Backpack ★★★★☆ 2 reviews
Register to get the price	Register to get the price	\$36.00

Find out how to install the **Hide Price** extension for Magento 2 via [Composer](#).

Rate the user guide

★★★★☆ from 5 votes ([Details](#))

○ ○ ○ ○ ○ [Rate](#)

- ★★★★☆ 1 visitor votes
- ★★★★☆ 1 visitor votes
- ★★★★☆ 0 visitor votes
- ★★★★☆ 0 visitor votes
- ★★★★☆ 1 visitor votes

From:
<https://amasty.com/docs/> - **Amasty Extensions FAQ**

Permanent link:
https://amasty.com/docs/doku.php?id=magento_2:hide_price

Last update: **2020/11/06 12:46**

