

amasty

For more details see how the [Cross Linking for Magento 2](#) extension works.

Guide for Cross Linking for Magento 2 (auto interlinking)

With the Magento Cross Linking plugin, it becomes easier to improve information architecture of your web store to meet the highest requirements of both Google and your customers. Replace the extended keywords with internal and external links to increase the SEO value of your store.

- Build internal and external links
- Link to any product, category, or CMS page
- Automatically generate links on category and product pages
- Replace keywords with links
- Limit the number of links per page

General Settings

To configure the extension, go to **Admin Panel → Stores → Configuration → Amasty Extensions → SEO Cross Linking**

Enabled - Enable the functionality of the extension.

Product Page Replacement Limit - Limit the number of links per product page.

Replacement Limit - Despite the number of keywords found per page, only the specified number will be replaced with links.

Category Page Replacement Limit - Limit the number of links per category page.

CMS Page Replacement Limit - Limit the number of links per CMS page.

General

Enabled
[store view] Yes

Product Page Replacement Limit
[store view]

Category Page Page Replacement Limit
[store view]

Cms Page Replacement Limit
[store view]

Replace on Product Page In - Specify the sections on the product page, where the plugin should replace the keywords with links. Specify location as in full description, in short description, or in the Attributes Block (choose one or several attributes).

Replace on Product Page In
[store view]

- description
- short_description
- Attributes Block**
- activity
- category_gear
- climate
- collar
- features_bags
- format
- gender
- material
- pattern
- sleeve
- strap_bags
- style_bags
- style_bottom
- style_general

Replace on Category Page In - Specify the section on the category page, where the plugin should replace the keywords with links.

Replace on Category Page In
[store view]

- description

Regexpr for + - Set the format of the keywords. You can make it case-sensitive.

Advanced

Regexpr for "+"
[store view]

Grid

To add new link or edit the existing links, go to **Admin Panel → Marketing → Amasty SEO → Cross Links Management**.

Cross Link Management

admin

Add New Link

Filters | Default View | Columns

Actions | 3 records found | 20 per page | 1 of 1

<input type="checkbox"/>	ID	Title	Status	Store View	Target	Replace Limit	Priority	Action
<input type="checkbox"/>	1	Watches	Enabled	All Store Views	Self	1	2	Select
<input type="checkbox"/>	2	Tee	Enabled	All Store Views	Blank	1	5	Edit
<input type="checkbox"/>	3	Shorts	Enabled	All Store Views	Blank	1	1	Delete

Edit Link & add Keywords

Active - Enable the link rule

Link Title - Provide a title for the link

Target - Specify whether to open page in the current tab or in the new one.

Stores - Specify for which stores, the link rule will apply.

Keywords - Specify the keywords, one per line. Add + for variations.

Use + to search for variation of words

keyword *phone* - phone, smartphone, iphone7

keyword *phone+* - phones, smartphone, iphone7

keyword *+phone* - phones, smartphone, iphone7

keyword *+phone+* - phones, smartphone, iphone7

General Information

Active ▼

Link Title *

Target ▼


Keywords *

Store Views *
Main Website
Main Website Store
Default Store View

Reference










Build a link to the category page

Reference

Category Id 

Reference Resource *

Watches

-  Default Category
 -  What's New
 -  Women
 -  Men
 -  Gear
 -  Collections
 -  Training
 -  Promotions
 -  Sale

Replacement Limit Per Page *

1

Priority *

2

Set zero value for highest priority

Nofollow

No 

Build a link to the CMS page

Reference

Custom Url 

Reference Resource *

<https://example.com/>

Replacement Limit Per Page *

1

Priority *

5

Set zero value for highest priority

Nofollow

No 

Build a link to the product page

Reference

Product Id

Reference Resource *

Jeans Shorts M88

Search

[Reset Filter](#)

187 records found

20



per page



1

of 10



ID	Sku	Product
<input type="text"/>	<input type="text"/>	<input type="text"/>
<input type="text"/>		
1	24-MB01	Joust Duffle Bag
2	24-MB04	Strive Shoulder Pack
3	24-MB03	Crown Summit Backpack
4	24-MB05	Wayfarer Messenger Bag

Rate the user guide

★★★★★ from 2 votes ([Details](#))

★☆☆☆☆ 0 visitor votes

★★☆☆☆ 0 visitor votes

★★★☆☆ 0 visitor votes

★★★★☆ 0 visitor votes

★★★★★ 2 visitor votes

From:

<https://amasty.com/docs/> - **Amasty Extensions FAQ**

Permanent link:

https://amasty.com/docs/doku.php?id=magento_2:cross_linking

Last update: **2020/07/17 10:41**

