

Amasty

For more details see the [Infinite Scroll for Magento 2](#) extension page.

Infinite Scroll for Magento 2

Infinite scroll for Magento 2 automatically loads product catalog without reloading the page. Your customers will be pleasantly surprised with supportive navigation and high performance of your web store.

- Smart navigation
- SEO-friendly functionality
- Customized navigation bars
- Auto loading of the pages
- 'Back to top' button

The extension offers you an enjoyable navigation and new opportunities in the presentation of goods. With this extension, the catalog browsing may become a smooth surfing experience. The module significantly saves time and nerves to your customers and consequently to yourself.

General Settings

To get the access to the “Infinite Scroll” settings please go to: **Stores → Configuration → Amasty Extensions → Infinite Scroll**

General settings



Loading Type
[store view]

Button - on button click

Display Page Numbers
[store view]

Yes

Choose Yes to display number of the current page above loaded products in the product listing

AJAX Progress Image Path
[store view]

Amasty_Scroll::images/amscroll-scro

Specify path to loading image within your theme, i.e. images/amscroll-scroll.gif

In the **Loading Type** field:

- Select **None - module is disabled** if you want to deactivate the functionality of the Infinite Scroll extension.

- Select **Automatic - on page scroll** to activate the auto loading of the previous and next pages. The next and previous pages will be displayed as soon as you reach the end of the current page. The AJAX plugin provides the progressive enhancement of the next and previous pages to the existing page without complete page refresh.
- If you select **Button - on button click** you have the next and previous pages loaded automatically but they will be displayed only after you click the button.

In the **Display Page Numbers** field:

- Choose **Yes** to display the pages separator with numbers. While scrolling down the list of products you will see the the line separator with the page number. Select **No** to deactivate the separator and have the plain catalog list.

In the **AJAX Progress Image Path** field:

- Insert the path to your own loading theme to customize your website. Choose what kind of loading wheels fits to your web store layout.

Customize buttons

With the Infinite Scroll extension, you can customize buttons at your taste.

- Insert the text for the button that leads to the next page.
- Customize your **Next page** button by specifying all necessary CSS parameters.

Load Prev-Next Button (optional)



Label for the Prev Button
[store view]

Load previous

Specify here the text to be displayed on the action button

Label for the Next Button
[store view]

Load next

Specify here the text to be displayed on the action button

Styles for the Button
[store view]

```
background: #3A4F62;
```

Specify here CSS rules for load next button, like color:black

To customize the buttons and bars, you can set location, size, shape, and color, etc.

- Enable/disable the **Info bar** that displays the current page number and the total pages count.
- Specify the background color and other CSS styles (e.g. width, height) for your Info bar.
- Place the Info bar in the most appropriate place on your page by inserting the offsets in pixels.

Info Bar (optional)



Enabled
[store view]

Choose Yes to display info bar with current page number and total pages count

Advanced Styles
[store view]

Specify here CSS rules for Info Bar, like background-color: red; left: 30px; top: 20px;

In this section you can specify **CSS classes** of blocks after which the module should load products, toolbars and pager. This is sometimes needed when standard classes are removed from custom design themes.

DOM Selectors (for custom themes)



Products Group
[store view]

Please do not use comma.

Catalog pages with buttons


Take a look at the **Infinite Scroll** smart navigation on the catalog pages. **Load next** and **Info bar** will significantly improve the customer experience.




Nora Practice Tank
\$39.00





- XS
- S
- M
- L
- XL



Phoebe Zipper Sweatshirt
\$59.00




- XS
- S
- M
- L
- XL

[Add to Cart](#)  



Mona Pullover Hoodie
★★★★★ 3 reviews
\$57.00

- 
- XS
 - S
 - M
 - L
 - XL

[Load next](#)

The **Back to Top** button will ease your catalog navigation. You may enable or disable the page separator.



Overnight Duffle

★★★★☆ 3 reviews

\$45.00



Go-Get'r Pushup Grips

★★★★☆ 3 reviews

\$19.00



Summit Watch

★★★★☆ 3 reviews

\$54.00

PAGE 2 of 4

PAGE #3



Find out how to install the **Infinite Scroll** extension for Magento 2 via [Composer](#).

Rate the user guide

★★★★☆ from 4 votes [\(Details\)](#)

○ ○ ○ ○ ○

★☆☆☆☆ 0 visitor votes

★★☆☆☆ 1 visitor votes

★★★☆☆ 0 visitor votes

★★★★☆ 0 visitor votes

★★★★★ 1 visitor votes

From:

<https://amasty.com/docs/> - **Amasty Extensions FAQ**

Permanent link:

https://amasty.com/docs/doku.php?id=magento_2:infinite_scroll

Last update: **2017/10/20 09:20**

