

AJAX Cart Pro

for Magento 2



Table of contents

Introducing AJAX Cart Pro extension.....	3
Getting Around.....	3
Adjusting AJAX Cart Pro Settings.....	4
How does the Display Block For setting work?.....	5

Introducing AJAX Cart Pro extension

Magento 2 AJAX Cart Pro is a straightforward module that allows configuring custom 'add-to-cart' popups on retail website pages. Popup blocks can include product-related short descriptions, review summaries with direct links to review sections, product options to select, upsells and cross-sells (for additional promotional opportunities) and can be appended to particular product pages.

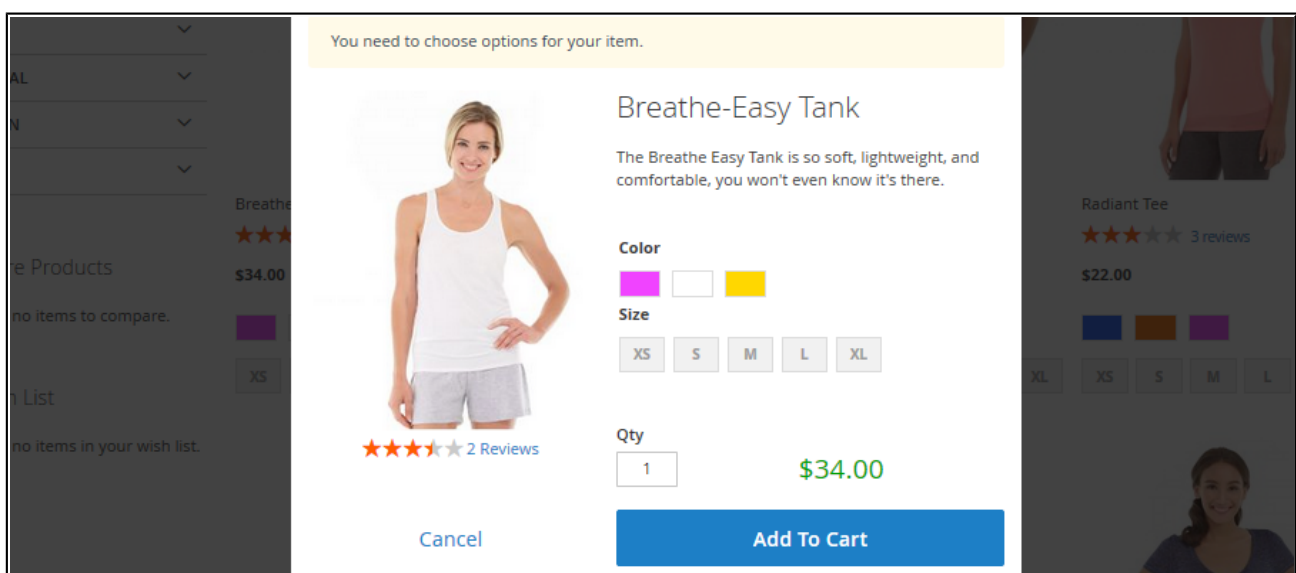
Compatibility: Magento Open Source 2.1.X - 2.3.X, Magento Commerce 2.1.X - 2.3.X

Getting Around

AJAX Cart Pro extension comes ready for work right after the installation.

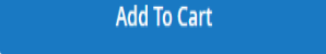
The extension substitutes native Magento Add to Cart button with an enhanced one. The new Add to Cart button allows adding products to the cart right from the category page. Instead of redirecting customers to the product page, AJAX Cart Pro displays a pop-up with the necessary product options: attributes and quantity.

AJAX Cart Pro works from the category, search results, product comparison page and supports native Magento cross-sells block. Additionally it allows adding products to the cart directly from the [Automatic Related Products](#) blocks by Aheadworks.



The AJAX Cart block suggests to specify the product options and offers a quick overview of the product:

- Product Image;
- Product short description;
- Review summary.

When done with the product options, customer clicks  button and the product is added to the cart, no category page reloads following.

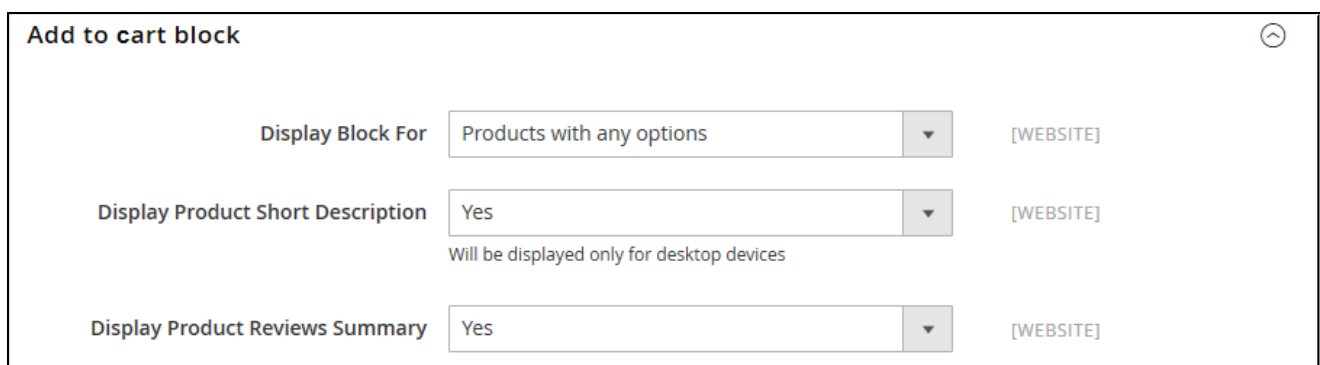
If the product has native Magento cross-sells appointed the cross-sells block will be displayed in the confirmation pop-up of AJAX Cart Pro extension.

AJAX Cart Pro extension works with the following custom option types:

- Text field;
- Text area;
- Dropdown;
- Radio buttons;
- Checkbox;
- Multiselect

Adjusting AJAX Cart Pro Settings

All the **AJAX Cart Pro** settings can be found under a single backend section.



The screenshot shows the configuration interface for the 'Add to cart block'. It contains three rows of settings, each with a label, a dropdown menu, and a '[WEBSITE]' indicator.

Setting	Value	Scope
Display Block For	Products with any options	[WEBSITE]
Display Product Short Description	Yes	[WEBSITE]
Display Product Reviews Summary	Yes	[WEBSITE]

Additional text below the second setting: Will be displayed only for desktop devices

Stores > Configuration > aheadWorks extensions > AJAX Cart Pro

The settings store administrator is suggested to configure are:

- **Display Block For** - defines for what type of products the AJAX Cart Pro block should be displayed for:

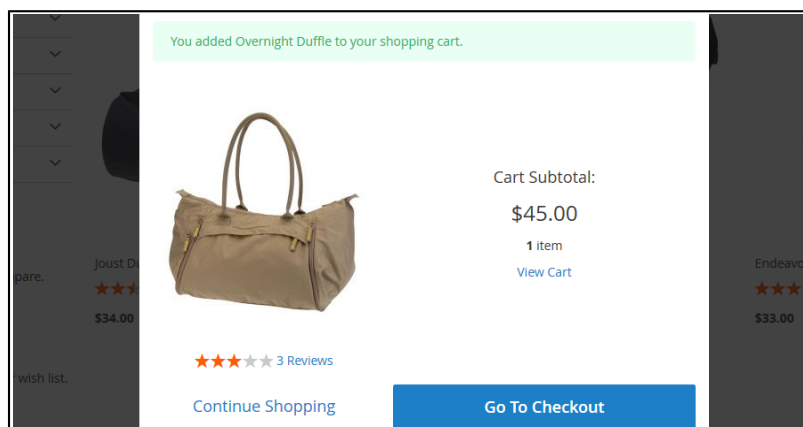
- Products with required options only;
 - Products with any options;
 - All products.
- **Display Product Short Descriptions** - defines if the AJAX Cart Pro block should include a short description of the product added;
 - **Display Product Reviews Summary** - defines if the AJAX Cart Pro block should include a review rating of the product added.

How does the Display Block For setting work?

Depending on the setting value selected the AJAX Cart Pro block's behavior will differ depending on the product added:

- **Products with required options only** - if selected, the AJAX Cart Pro block will suggest specifying options for configurable products with required options or custom options set to required;
- **Products with any options** - if selected, the AJAX Cart Pro block will suggest specifying options for all product types that may have any options both mandatory and optional;
- **All products** - if selected, the AJAX Cart Pro block will suggest specifying the number of items you want to add to the cart for all products, even those without any options

If **Products with required options only** or **Products with any options** setting values are selected and customer is adding a product without any options to the cart, the AJAX Cart Pro block will display only a notification that a single item has been added to the cart.



The confirmation block

Since 1.1.0 release of AJAX Cart Pro it is possible to display the extension pop-up on the product pages upon adding product to the cart. This setting can be disabled in the **Additional Settings** of AJAX Cart Pro configuration page:

Additional Settings

Display Confirmation Message on Product Page [website]

For an in-depth look visit AJAX Cart Pro demo store at the extension's [product page](#).

Feel free to contact our support team with any questions at:

helpdesk@aheadworks.com

Call us:

US: +1 (646) 480 - 0154

UK: +44 (20) 8133 - 0154