



Call For Price

Compatibility :-

Name: Call For Price

Compatible With:

PHP : ≥ 5.6

Magento Community: ≥ 2.1

Description :-

Ever thought of giving different price quotes to different customers? You can achieve that thing by using the **Call for Price** extension. It helps to hide product price and when any visitor adds any product to cart, extension replaces the “Add To Cart” button with the “Call For Price” button to encourage visitors to contact you for a quote. This helps you to get in contact with potential customers only. While those who only come and visit your website can just view the products. The real customer who wants to buy your product will call you and ask for a quotation.

Feature Highlights :-

Call For Price extension for Magento 2 has lots of value and benefits from a business point of view.

- Hide the price of the product.
- Disable the “Buy Now” button and show the “Call For Price” button.
- You can change settings and opt for which product to enable the extension and where to disable it.
- For a particular group of customers, hide the product price button.
- Hide price on specific category of products.
- Custom text for CTA button.
- Custom message instead of showing price in single product page.

Call For Price Configuration -

Enable Call For Price :-

Stores > Configuration > Adorncommerce > Call For Price > Enable

✓ You saved the configuration.

GENERAL Configuration

ADORNCOMMERCE

Call For Price

CATALOG

Enable/Disable [store view] Use system value

No

Yes

No

- Call For Price Button Text :- Set call for price button text.

Call For Price Button Text [store view] Use system value



Strive Shoulder Pack

★★★★★ 2 Reviews [Add Your Review](#)

IN STOCK
SKU#: 24-MB04

Qty


1

Call For Price

♥ ADD TO WISH LIST [ADD TO COMPARE](#)

- Send Email :- Set Call for Price Request Email Receiver Email Id.

Send Email To [store view]



Hello, Admin

Thank you for your request! We have received it and will reach out to you via email as soon as possible with the pricing for the quantity you have requested.

| | |
|------------------------------------|------------|
| Name: Adorncommerce Testing | |
| Email | Qty |
| qa.adorncommerce@gmail.com | 20 |
| Product Name | |
| Strive Shoulder Pack | |
| Telephone: 123456789 | |

[Thank You](#)

- Email Sender :- Email Sender for call for price request.


Email Sender [store view]

Customer Group [store view]

- General Contact
- Sales Representative
- Customer Support
- Custom Email 1
- Custom Email 2

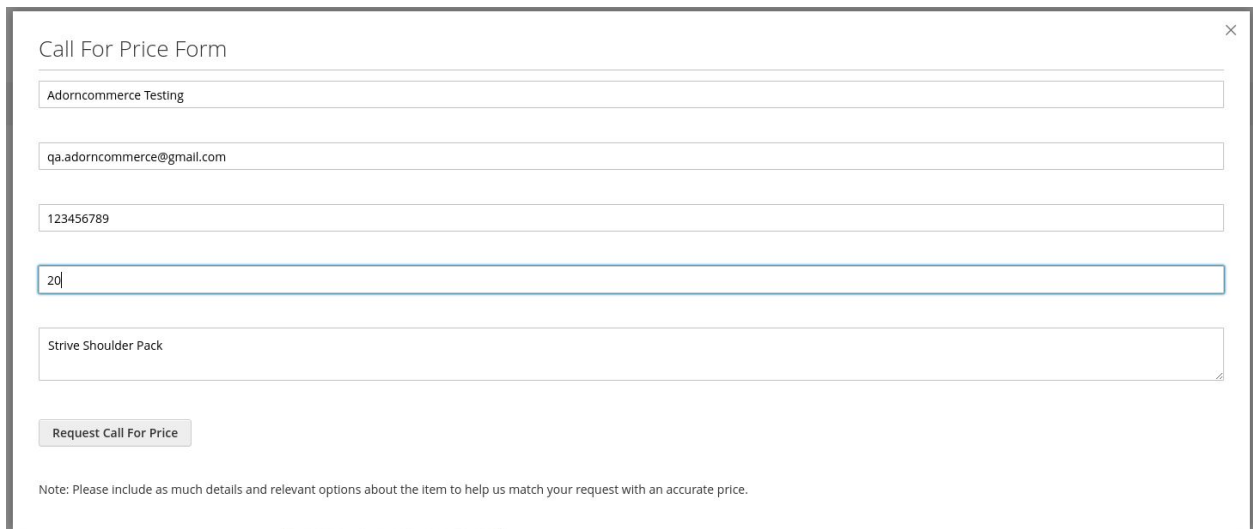
- Customer Group :- Enable Call for price request button for selected customer group.

Customer Group
[store view]



A screenshot of a web interface showing a customer group selection menu. The menu is a green box with white text. At the top, it says "NOT LOGGED IN". Below that, there are three options: "General", "Wholesale", and "Retailer". The "Retailer" option is currently selected, indicated by a white highlight. The menu is positioned over a white background.

Frontend side display this type of pop-up :-



A screenshot of a "Call For Price Form" pop-up window. The window has a title bar with "Call For Price Form" and a close button (X). The form contains several input fields: a text field with "Adorncommerce Testing", an email field with "qa.adorncommerce@gmail.com", a phone number field with "123456789", a quantity field with "20", and a product name field with "Strive Shoulder Pack". Below the input fields is a "Request Call For Price" button. At the bottom of the form, there is a note: "Note: Please include as much details and relevant options about the item to help us match your request with an accurate price."